



Salice Paolo

CLASSIC

EDIZIONE  
EDITION 01



BENZOVILLE

BY UNIQUE INNOVATIONS



Salice Paolo

**BENZOVILLE**  
HARDWARE



## DAL 1937 / SINCE 1937

Paolo Salice crea la sua linea di maniglie classiche a cavallo degli anni 40-50, sfruttando il know how acquisito nella lavorazione dell'ottone nella sua officina meccanica. Cantù e il suo territorio gli mettono a disposizione preziose risorse artigianali, tra cui disegnatori, intagliatori ed esperti cesellatori, per poter evolvere la gamma insieme al figlio Bruno. Tecnica, cultura e competenze artigianali si fondono oggi in una gamma completa per stili e finiture, posizionata nella fascia alta del mercato. Nello storico stabilimento di Cantù, si alternano sistemi altamente automatizzati e lavorazioni manuali, con tecnologie di depurazione delle acque di processo e per l'aria conformi alle più recenti normative. L'installazione di vasche di sgrassaggio ad acqua elimina totalmente l'uso di solventi, persino quelli attualmente dichiarati non dannosi. Giunta alla sua terza generazione, la famiglia Salice guida il marchio verso una costante evoluzione, nel rispetto della sua non comune tradizione e in difesa di una produzione genuinamente made in Italy.

*During the 1940s and 50s, Paolo Salice created a classic handles range exploiting the brass working knowledge he acquired in his mechanical workshop. Cantù and its region, located between Milan and Lake Como, provided him with precious craft resources, including designers, carvers and expert engravers, which helped him and his son, Bruno to develop the range. Technique, tradition, and artisanship combine in a complete range of styles and finishes, positioned at the high-end of the market. At the historic Cantù plant, highly automated and manual processing systems alternate with process water and air purification technologies that are compliant with the latest regulations. Water-based degreasing tanks eliminate solvents – even those declared “safe” by today’s standards. Now in its third generation, the Salice family is a guardian of a genuinely Made in Italy product and leads the brand towards constant evolution while respecting its rare tradition.*



Ogni prodotto Salice Paolo è disegnato, realizzato e rifinito in Italia con alti standard di qualità. Sull'etichetta di ogni confezione è riportato il codice **Trace Me Code** che consente di verificarne online l'autenticità.

*The whole Ento production is designed, made and finished in Italy with high quality standards. Trace Me Code is on every packaging label, allowing the customer to verify online that the purchase is genuine.*



Paolo Salice (a destra) riceve la visita delle autorità francesi, nel suo stand alla fiera Salon du Meuble di Parigi del 1965. Foto: J. Tellier, Paris.

*Paolo Salice (on the right) receiving a visit from the French authorities at his stand at the Salon du Meuble, 1965 - Paris. Photo: J. Tellier, Paris.*



## UN MONDO CLASSICO CHE SI EVOLVE AN EVOLVING WORLD OF CLASSIC STYLE

Salice Paolo propone una gamma completa di elementi ed accessori in grado di arredare un ambiente in modo completo e di rispondere a tutte le esigenze pratiche ed estetiche dei suoi clienti.


Il catalogo completo si compone di:

- Maniglie / Door handles
- Cremonesi e Dreykipp / Moving window knobs and Dreykipp
- Maniglioni / Door pulls
- Pomoli / Door knobs
- Maniglie incasso / Flush handles

*Salice Paolo offers a complete range of elements and accessories to fully furnish any environment and respond to customers' practical and aesthetic needs.*

*The complete catalogue consists of:*

- Entrance set / Entrance set
- Entrance set Yale / Entrance set Yale
- Accessori / Accessories
- Maniglie e decorazioni per mobili / Handles and decorations for furniture
- Accessori bagno / Bathroom accessories



In alto: GINEVRA, un esempio di linea fra le più estese, senza contare tutti gli accessori compatibili e abbinabili nel rispetto dello stile di ispirazione. (Prodotti non in scala)

*GINEVRA, an example of one of the most extensive ranges, not to mention all the compatible and combinable accessories according to the chosen style. (Products not to scale).*



## LO STRUMENTO CORRELATI COORDINATION TOOL

Sul sito Salice Paolo ogni scheda prodotto presenta un sistema visivo e immediato per verificare tutte le possibilità per il vostro progetto, mostrando gli accessori della stessa famiglia o compatibili.

*On the website each product sheet contains a visual and immediate system for all your project's possibilities. It shows all the accessories in the same or a compatible range.*

**Facilitare la scelta per progettisti e clienti.  
Making designers and clients' choice easier.**





## QUALITÀ / QUALITY

La qualità senza compromessi del vero Made in Italy: dall'idea alla progettazione, dagli stampi alla finitura e controlli su ogni singolo pezzo.



Tutti i trattamenti a bagno Oro (tutti a 24 Carati) e a bagno Argento sono processi certificati da Salice Paolo.  
*Gold plated (all 24k) and silver plated treatments are all procedures certified by Salice Paolo.*

*The uncompromising true Made in Italy quality – ideas, designs, moulds, finishing and checks on every piece.*



Bruno Salice al tecnigrafo  
*Bruno Salice at the drafting table*

Le maniglie Salice Paolo sono testate per oltre 500.000 cicli di utilizzo. La molla di ritorno e tutti i componenti meccanici di alta qualità consentono una funzionalità costante per tutta la durata del prodotto.

*Salice Paolo door handles are tested for more than 500.000 cycles of use. The return spring and all the high quality mechanical components allow constant functionality along the entire life of the product.*

### GLASS AND CRYSTAL

*Brass is contrasted by the visual lightness of transparent materials, chosen based on each model design and the required visual properties.*

*All products with glass and crystal parts are tested to withstand the expected bending loads.*

 Cristallo  
Crystal

 Vetro  
Glass



### VETRO E CRISTALLO

All'ottone si contrappone la leggerezza visiva dei materiali trasparenti, scelti in base al design del singolo modello e alle proprietà ottiche richieste.

Tutti i prodotti con parti in vetro e cristallo sono testati per resistere ai carichi di flessione previsti.

Test effettuati da  
*Testing by*

**SIGMATRE**

TEST - RESEARCH - EXPEDITING

LABORATORI CONTROLLO QUALITÀ  
RICONOSCIUTI DA:  
ISPESL Istituto Superiore Prevenzione e Sicurezza del Lavoro  
FS Ferrovie dello Stato BV Bureau Veritas  
RIINA Registro Italiano Navale DNV Det Norske Veritas  
LR Lloyd's Register of Shipping MML Marina Militare Italiana  
IGI Istituto Italiano della Saldatura TLV Technischen Überwachungs Verein




Tutta la gamma è realizzata in ottone, il miglior materiale per garantire finiture prive di difetti, alta resistenza agli agenti chimici e atmosferici e, non ultimo, per la massima sensazione di peso e solidità alla presa.

*The whole range is made of brass which is the best material to guarantee finishes without defects, high resistance to chemical and atmospheric agents and the maximum sensation of weight and firmness to the grip.*



Controllo su ogni pezzo in tutte le fasi di finitura: questo significa uno standard qualitativo inarrivabile con una gestione automatizzata o controlli a campione.

*Each piece is checked during the finishing phases which means an unattainable quality standard with automated management or sample checks.*



Salice Paolo ha il know how necessario per supportare il cliente in ogni tipo di progetto su misura. Particolarmente rappresentativo è il maestoso portone alto 12 metri realizzato nel 2017 da Arnaboldi Interiors di Cantù, project leader di una selezione di aziende italiane per il Presidential Palace di Abu Dhabi, all'epoca l'edificio più costoso al mondo.

*Salice Paolo has the knowledge necessary to support the customer in any type of bespoke project. One good example is the majestic 12-metre high door for the Presidential Palace of Abu Dhabi built in 2017 created by Arnaboldi Interiors in Cantù - the project leader of a selection of Italian companies. At the time, it was the most expensive building in the world.*

## STILI / STYLES

La gamma classica copre più di trenta stili ed epoche diverse. Dal Romanico al Chippendale, passando dal Neoclassico, Louis XVI, Arabesco e tutti gli stili più rappresentativi.

*The classic range covers more of 30 periods and styles, from the Romanesque to Chippendale, through Neoclassicism, Louis XVI, Arabesque and all the more representatives styles.*



Salice Paolo ha progettato e realizzato gli imponenti maniglioni che raggiungono una lunghezza massima di 3,7 metri per oltre 200 Kg di peso, composti da elementi lavorati al tornio e rifiniti con tecnologia PVD color Oro.

*Salice Paolo designed and built the impressive handles that reach a maximum length of 3,7 metres and weigh over 200 kg. The elements were machined on a lathe and finished using a gold PVD technology.*





## CORPORATE IDENTITY

Salice Paolo fornisce alla propria rete di vendita tutto il supporto necessario a valorizzare il prodotto. I display standard sono personalizzabili in base alla campionatura scelta e sono disponibili in versione free standing, double face e a parete. Il packaging assicura la migliore protezione del prodotto ed è completo di tutto il materiale e le informazioni per il montaggio, cura e manutenzione, oltre ai certificati Salice Paolo a garanzia delle finiture a bagno Oro/Argento e ai prodotti con parti in vetro e cristallo.

*Salice Paolo provides its sales network with all the support necessary to enhance the product.*

*The standard displays can be customised according to the chosen sample size and are available in free-standing, double face, and wall versions.*

*The packaging ensures the best product protection which has all the information on assembly, care, and maintenance. It includes Salice Paolo certificates, which guarantee the Gold/Silver plated finishes and products with glass and crystal parts.*



Espositore Classico a parete  
Wall-mounted Classic display



Cartella finiture Classico e Timeless  
Classic and Timeless finishing chart



Packaging Classico e Timeless  
Classic and Timeless packaging



## GAMMA TIMELESS / TIMELESS RANGE


Nel 2017 salice Paolo crea la gamma Timeless, un catalogo di nuove collezioni complete di accessori coordinati che offrono un'alternativa di stile più sobrio, versatile e contemporaneo rispetto al catalogo Classico. Materiali e standard qualitativi rimangono inalterati, mentre gli stili spaziano dal Déco al Country, dall'Etnico all'Industrial con finiture specifiche tra cui l'esclusivo Oro Champagne in versione lucida e satinata.

*In 2017 Salice Paolo created the Timeless range, a catalogue of new collections and coordinated accessories that offer a sober, versatile, and contemporary style alternative to the Classic catalogue.*

*Materials and quality standards were unchanged but, the Deco, Country, Ethnic and Industrial styles have special finishes including the exclusive glossy, or satin, Gold Champagne.*



Espositore Timeless a parete  
Wall-mounted Timeless display



Catalogo Timeless, Edizione 01  
Timeless catalogue, Edition 01



VERSAILLES  
Studio Salice Paolo





# INDICE / INDEX

## Maniglie Handles

AVIGNONE	22
BAKU	75
BEIRUT	138
BORDEAUX	59
BRUGES	84
CADICE	136
CAPUA	76
CORTONA	107
DAKAR	64
DAMASCO	121
DOHA	66
DUBAI	88
EOLICA	159
ERICE	103
GINEVRA	46
GIZA	80
HANNOVER	156
JAKARTA	148
KIEV	49
KING	53
LILLE	78
LIMOGES	135
LISBONA	111
LUCCA	33
LUXOR	42
MASQUAT	114
MONTPELLIER	40
NAXOS	71
ORLEANS	130
PAESTUM	61
POMPEI	146
QUEEN	163
RABAT	99
REIMS	38
RIYADH	144
ROCHEFORT	29
SAMARRA	118
SHARJAH	23
TODI	50
TOURS	26
URBINO	152
VARSAVIA	154
VENEZIA	96
VERSAILLES	57
VIENNA	126
VOLTERRA	91

## Maniglioni Door pull

ALAIS	206
ANKARA	183
BERNA	167
BOMBAY	177
BOULOGNE	210
BYBLOS	192
CORINTHUS	195
EOLICA	196
GINEVRA	171
GULLIVER	185
ISTANBUL	182
KARACHI	178
KING	189
LION	187
MADRAS	179
MANILA	204
MATERA	202
MEDA	205
MILSE	207
NEKLA	208
PARIGI	211
PRINCE	191
QUEEN	197
RHODUS	194
SEOUL	209
SNAKE	175
SPARTA	193
URBINO	173
VERSAILLES	169

## Pomoli Door knob

LE HAVRE	216
LENINGRADO	220
LIONE	214
MOSCA	215
NANTES	219
RENNES	218
SAMARCANDA	217

## Entrance Set

ALADIN	236
BOSTON	228
MEMPHIS	224
MIAMI	240
NEW YORK	244
SEATTLE	248

## Entrance Set Yale

ALADIN Y	259
BOSTON Y	256
MEMPHIS Y	258
MIAMI Y	260
NEW YORK Y	261
SEATTLE Y	262

## Accessori Accessories

AOSTA	283
ARONA	276
BELLAGIO	278
BRASILIA	271
BRISTOL	267
CANNES	280
CAPRI	275
CARACAS	270
DIONISO	289
GALATEA	287
LA PAZ	274
LEEDS	267
LONDRA	267
MAIA	291
NESEA	290
NIZZA	280
NORCIA	266
PISA	281
PRAGA	282
QUEEN	266, 268
QUITO	273
SANTIAGO	272
SIENA	281
SOFIA	282
STALINGRADO	269
STRESA	275
TAORMINA	277

## Maniglie e decorazioni per mobili Handles and decorations for furniture

BOTTICELLI	302
CARAVAGGIO	303
GINEVRA	295
GIOTTO	301
LEONARDO	302
MASACCIO	301
MICHELANGELO	303
RAFFAELLO	304
TIZIANO	299
URBINO	296
VERSAILLES	298

## Accessori bagno Bathroom accessories

CALLIOPE	317
ZEUS	329

## Codici Codes

024A	312
024B	312
024C	312
092A	312
092B	312
0105A	303
0105B	303
0105C	303
0109	312
0150A	312
0150B	312
0150C	312
0152A	312
0152B	312
1	306
5	305
6	305
7	306
17	305
20A	305
20B	305
22	306
26C	306
26F	306
32	305
34	305
35	305
36	305
37B	306
37C	306
38	306
39	306
40	305
41	305
43	310
44	310
45	305
51	306
52	305
53	306
54	307
55	309
56	309
57	309
58	309
59	309
60A	309
60B	309
61A	309
61B	309
62	307
63	307
64	307
65	307
70	307
71	307
72	307

73	307
77	311
79	310
80	310
81	310
82	310
83	310
84	310
85	310
86	310
87	310
88	311
89	311
90	311
91	311
92	311
94	311
136	285
137	285
300	281
301	281
311A	287
311B	270
311C	287
311D	288
311E	288
311F	288
312	289
313	289
320	290
324	291
325	291
326	291
416A	312
416B	312
417A	299
417B	299
417C	299
420A	301
420B	301
420C	301
429A	301
429B	301
429C	301
430A	302
430B	302
430C	302
432A	313
432B	313
434A	302
434B	302
434C	302
435A	303
435B	303
435C	303
435D	303
435E	303

436A	304
436B	304
436C	304
436D	304
436E	304
438A	313
438B	313
439A	313
439B	313
440A	313
440B	313
440C	313
442A	313
442B	313
443A	313
443B	313
446A	295
446B	295
447A	296
447B	296
448A	298
448B	298
500FT	270
500P	270
501FT	273
501P	273
502FT	272
502P	272
503FT	271
503P	271
504FT	274
504P	274
1032	312
1100	280
1101	280
1933A	313
1933B	313
1934A	296
1934B	296
1935A	297
1935B	297
1936	295
1937	298
3001S	58
3006AS	137
3007	275
3014S	22
3020	23
3021	23
3022BIS	23
3025	26
3026	26
3026S	27
3027	28
3029	27
3031	29
3031S	30

3032	29
3032/3030	31
3032/3052	41
3032BIS	30
3034	183
3035	175
3036	177
3037	187
3038	189
3039A	185
3039B	185
3040	33
3041	33
3041S	34
3042	34
3045	38
3046	38
3047	39
3047/4340	39
3048	39
3051	40
3051S	40
3055	42
3056	42
3056S	43
3057	43
3060	210
3062	206
3063	207
3064	208
3065	209
3066	192
3067	179
3068	194
3069	195
3070	178
3071	193
3072	169
3073	171
3074	173
3075	46
3076	46
3076S	48
3077S	48
3078S	49
3078SCF	49
3078SWC	49
3079	47
3080B	205
3081B	205
3082	167
3090	50
3091	50
3092	51
3095	53
3096	53
3097	54





# INDICE / INDEX

## Codici Codes

3099	191	3240Y	262	3365	107	4301S	139
3100/3001	57	3241	250	3366	107	4302	140
3100/3085	57	3242	251	3366S	108	4302/4300	139
3101	58	3243	251	3367	109	4303	140
3104	267	3244	251	4100A	283	4310/2	144
3105	267	3260	64	4100B	283	4311/2	144
3110	216	3261	64	4100C	283	4311/2S	145
3115	59	3262	65	4100D	283	4312/2	145
3115/3015	59	3262/3085	65	4101	282	4315	146
3117	61	3263	65	4102	282	4315/3014	22
3118	61	3265	217	4199B	135	4315C	147
3119	62	3266	218	4199C	135	4316	146
3120	269	3267	219	4199D	135	4316S	147
3200	224	3270	220	4250	111	4317	147
3200DC	226	3300	66	4251	111	4317/4315	147
3200Y	258	3301	68	4252	112	4320	215
3201	226	3302	66	4252/4250	112	4321A	214
3202	227	3302S	67	4253	112	4321B	214
3203	227	3303	67	4255	114	4321C	214
3204	227	3305	71	4256	114	4322	202
3205	228	3306	73	4256S	115	4322S	203
3205DC	230	3307	71	4257	116	4323	202
3205Y	256	3308	72	4258	116	4323S	203
3206	230	3310	75	4258/4255	115	4324	202
3207	231	3311	75	4270	118	4324S	203
3208	231	3312	75	4271	118	4325	204
3209	231	3315	76	4272	119	4325S	204
3210	232	3316	76	4273	119	4327	211
3210DC	234	3317	77	4273/4270	119	4328	182
3210Y	257	3320	78	4285	121	4329	266
3211	234	3321	78	4286	121	4329DM	266
3212	235	3322	79	4286S	122	4335	148
3213	235	3325	80	4287	123	4336	148
3214	235	3326	80	4287/4285	122	4337	149
3225	236	3327	81	4288	123	4338	149
3225DC	238	3330	84	4290	126	4338/4335	149
3225Y	259	3331	84	4291	126	4340	152
3226	238	3331S	85	4292	127	4341	152
3227	239	3332	85	4293	127	4342	153
3228	239	3340	88	4293/4290	127	4342/4340	153
3229	239	3341	88	4295	130	4343	153
3230	240	3341S	89	4295/3006A	136	4345	154
3230DC	242	3345	91	4295/3006B	137	4345C	155
3230Y	260	3346	91	4295/3085	136	4346	154
3231	242	3346S	92	4296	130	4346S	155
3232	243	3347	93	4296S	131	4347	155
3233	243	3350	96	4297	132	4347/4345	155
3234	243	3351	96	4297/4199A	135	4350	156
3235	244	3351S	97	4297/4295	131	4351	156
3235DC	246	3352	97	4297/4299A	133	4351S	157
3235Y	261	3355	99	4297S	131	4352	157
3236	246	3356	99	4298	132	4352/4350	157
3237	247	3356S	100	4299B	133	4353	157
3238	247	3360	103	4299C	133	4409	267
3239	247	3361	103	4299D	133	4510	276
3240	248	3361S	104	4300	138	4511	276
3240DC	250	3362	105	4301	138	4512	276

## Codici Codes

4520	278	8022/8011	159
4535	278	9000	197
4536	278	9001	266
4537	279	9005	163
4538	279	9006	163
4539	279	9007	197
4540	277	9008	268
4549	277	9009	163
4550	277	9010	163
4800	275		
7000A	330		
7000B	330		
7001A	329		
7001B	329		
7002	332		
7003	331		
7004	331		
7005	334		
7006	334		
7007	335		
7008	335		
7009	338		
7010	337		
7011	333		
7012	335		
7013	334		
7015	339		
7016	343		
7017	340		
7018	342		
7019	341		
7201A	317		
7201B	317		
7203	317		
7204	321		
7205	321		
7206	321		
7207	322		
7208	319		
7209	322		
7210	319		
7211	322		
7215	323		
7216	324		
7217	325		
7218	327		
7219	327		
8011	159		
8012	160		
8013	161		
8014	159		
8014	161		
8015	161		
8016	161		
8017	161		
8020	160		
8021	196		





# INDICE / INDEX

## Epoche e Stili

### Periods and Styles



#### Louis XVI *Louis XVI*

ARONA	276
BRISTOL	267
CADICE	136
DIONISO	289
GALATEA	287
LA PAZ	274
LILLE	78
LIMOGES	135
MAIA	291
NESEA	290
ORLEANS	130
PARIGI	211
VERSAILLES	57, 169, 298
VIENNA	126



#### Louis XV *Louis XV*

BRUGES	84
GULLIVER	185
JAKARTA	148
MEMPHIS	224
MEMPHIS Y	258
MOSCA	215
REIMS	38
SANTIAGO	272
SEATTLE	248
SEATTLE Y	262
SEOUL	209
TOURS	26
VARSAVIA	154



#### Luigi Filippo - fine 1700 *Louis Philippe - late 1700s*

BERNA	167
GINEVRA	46, 171, 295
KIEV	49
MEDA	205
MIAMI	240
MIAMI Y	260
MILSE	207
ROCHEFORT	29
TODI	50



#### Impero *Empire*

AVIGNONE	22
BOSTON	228, 232
BOSTON Y	256
BOULOGNE	210
CORTONA	107
DOHA	66
NAXOS	71
POMPEI	146
TAORMINA	277
URBINO	152, 173, 296



#### Chippendale *Chippendale*

ANKARA	183
BOMBAY	177
ISTANBUL	182
KARACHI	178
MADRAS	179
MONTPELLIER	40
NANTES	219
NEKLA	208
NEW YORK	244
NEW YORK Y	261



#### Tardo '700 *Late 1700s*

BRASILIA	271
CORINTHUS	195
LE HAVRE	216
LIONE	214
NORCIA	266
RHODUS	194
SPARTA	193



#### Arabesco *Arabesque*

ALADIN	236
ALADIN Y	259
ALAIS	206
DUBAI	88
RABAT	99
RIYADH	144
SHARJAH	23



#### Inglese *English*

BELLAGIO	278
CARACAS	270
HANNOVER	156
LEEDS	267
SAMARCANDA	217
STRESA	275



#### Neoclassico *Neoclassical*

BEIRUT	138
BORDEAUX	59
BYBLOS	192
CAPRI	275
MATERA	202
VOLTERRA	91



#### Contaminazioni di stili *Varied influences*

EOLICA	159, 196
ERICE	103
QUEEN	163, 197, 266, 268



#### Metà '700 *Mid 1700s*

CAPUA	76
MANILA	204
PAESTUM	61
RENNES	218



#### '700 spagnolo *18th century Spanish*

LENINGRADO	220
LUCCA	33
STALINGRADO	269



#### Influsso Orientale *Eastern influence*

GIZA	80
LUXOR	42



#### Fiorentino *Florentine*

KING	53, 189
PRINCE	191



#### Tardo '600 *Late 1600s*

DAMASCO	121
---------	-----



#### Fine '800 *End of the 1800s*

SNAKE	175
-------	-----



#### Secolo XIV *14th Century*

QUITO	273
-------	-----



#### Floreale *Floral*

BAKU	75
------	----



#### Barocco *Baroque*

LISBONA	111
---------	-----



#### Barocco Piemontese *Piedmontese Baroque*

SAMARRA	118
---------	-----



#### Regency *Regency*

MASQUAT	114
---------	-----



#### Riesener *Riesener*

DAKAR	64
-------	----



#### Romanico *Romanesque*

LION	187
------	-----



#### Rococò *Rococò*

VENEZIA	96
---------	----



MANIGLIE  
DOOR HANDLES





# AVIGNONE


Impero  
Empire



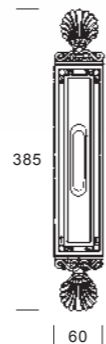
Arabesco  
Arabesque



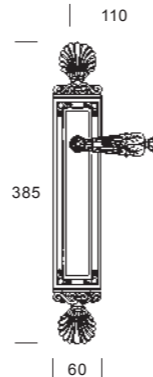
# SHARJAH



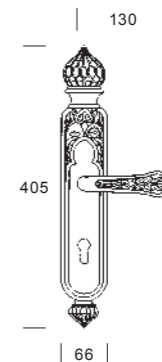
3014S



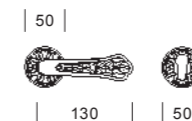
4315/3014



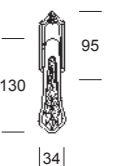
3021



3020



3022BIS

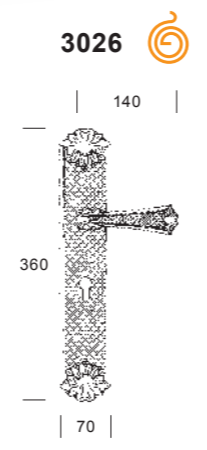
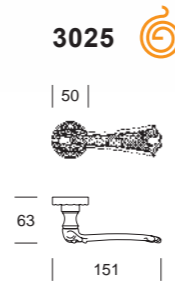




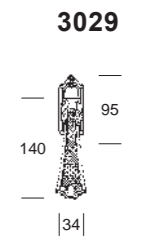
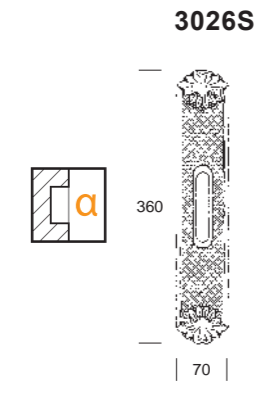


# TOURS

Louis XV  
Louis XV

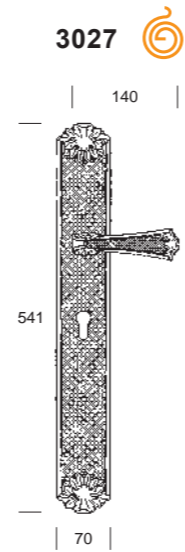


# TOURS





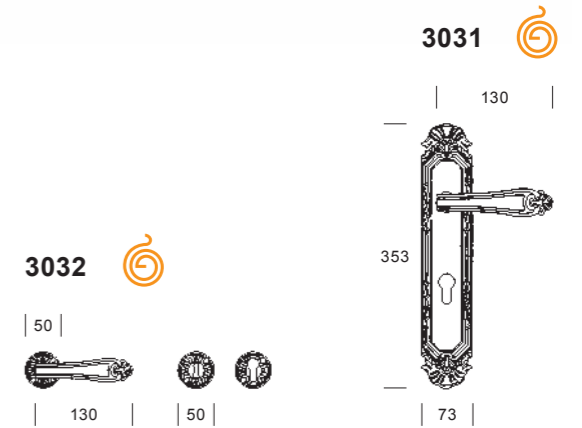
# TOURS



Luigi Filippo - fine 1700  
Louis Philippe - late 1700s



# ROCHEFORT

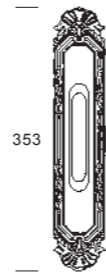




# ROCHEFORT



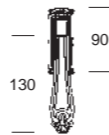
3031S



353

| 73 |

3032BIS



130

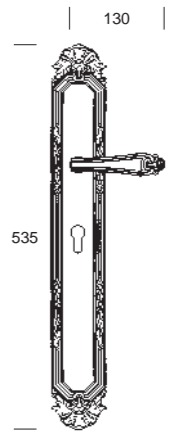
| 34 |



# ROCHEFORT



3032/3030



535

| 73 |

LUCCA

Studio Salice Paolo



'700 Spagnolo  
18th century Spanish



33

LUCCA



3040



| 50 |

| 140 |



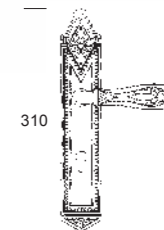
| 50 |

| 50 |

3041



| 140 |



310

| 56 |



# LUCCA



3041S

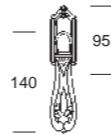


310



| 56 |


3042



140

95

| 34 |

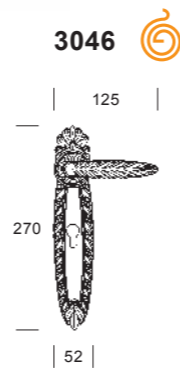
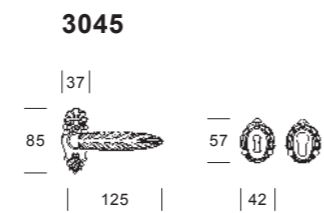




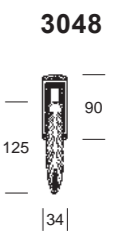
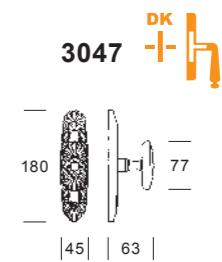
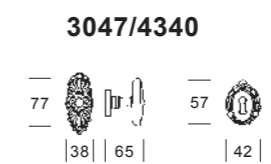


# REIMS

Louis XV  
Louis XV




# REIMS





# MONTPELLIER

Chippendale  
Chippendale

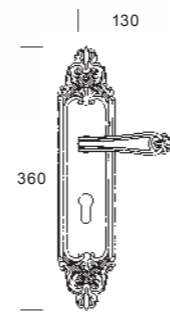


3051S



| 77 |

3051



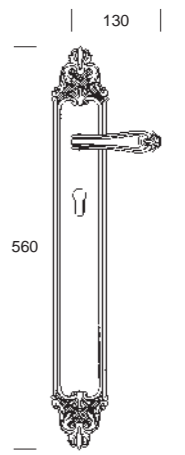
| 77 |



# MONTPELLIER



3032/3052



| 77 |

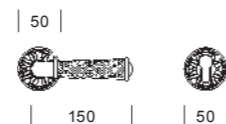


# LUXOR

Influsso Orientale  
Eastern influence



3055



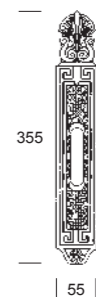
3056



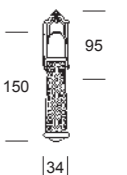
# LUXOR



3056S



3057





GINEVRA  
Studio Salice Paolo




# GINEVRA

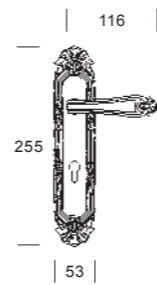
Luigi Filippo - fine 1700  
Louis Philippe - late 1700s



3075 



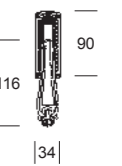
3076 



# GINEVRA

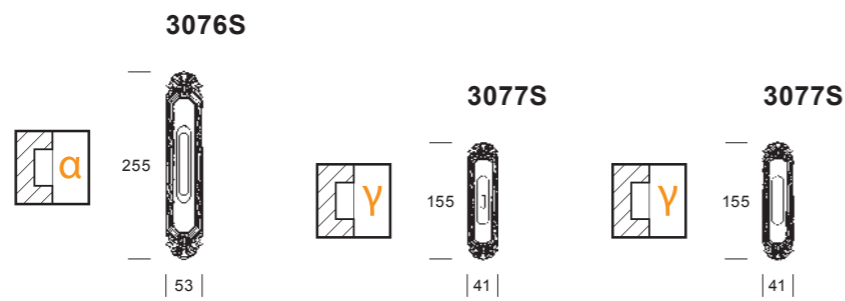


3079





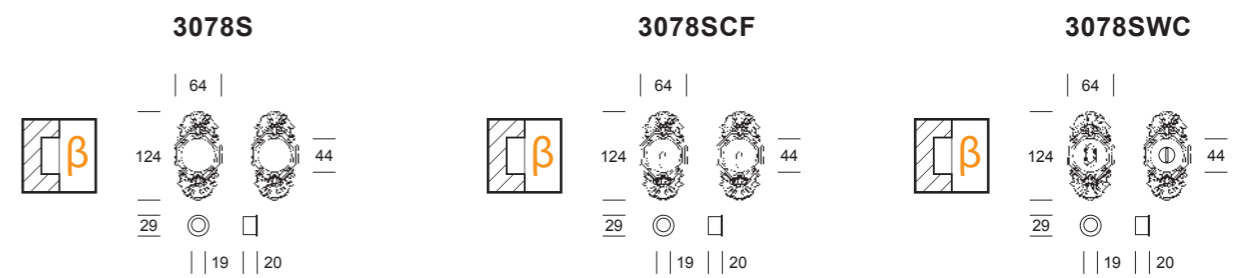
# GINEVRA



Luigi Filippo - fine 1700  
Louis Philippe - late 1700s



# KIEV



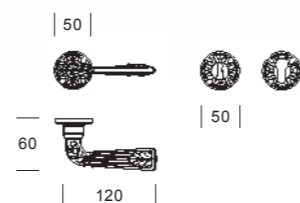


# TODI

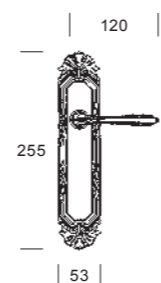
Luigi Filippo - fine 1700  
Louis Philippe - late 1700s



**3090**



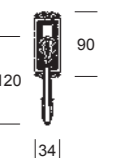
**3091**



# TODI



**3092**





Fiorentino  
Florentine



KING



3095



| 50 |

34



75

| 137 |

3096



| 137 |

255




| 53 |



# KING



3097



# VERSAILLES

Studio Salice Paolo



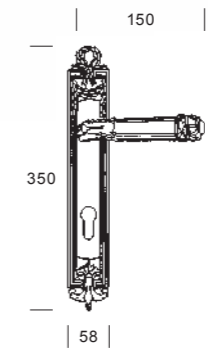
Louis XVI  
Louis XVI



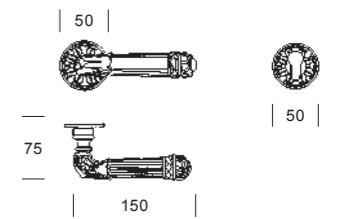
# VERSAILLES



3100/3001 



3100/3085 

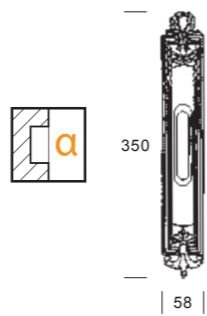




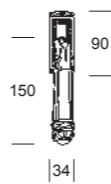
# VERSAILLES



3001S



3101



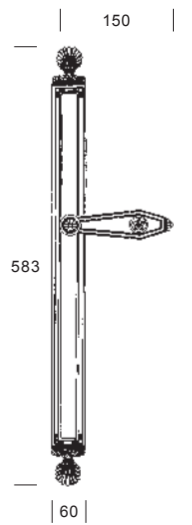
Neoclassico  
Neoclassical



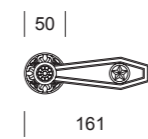
# BORDEAUX



3115/3015



3115

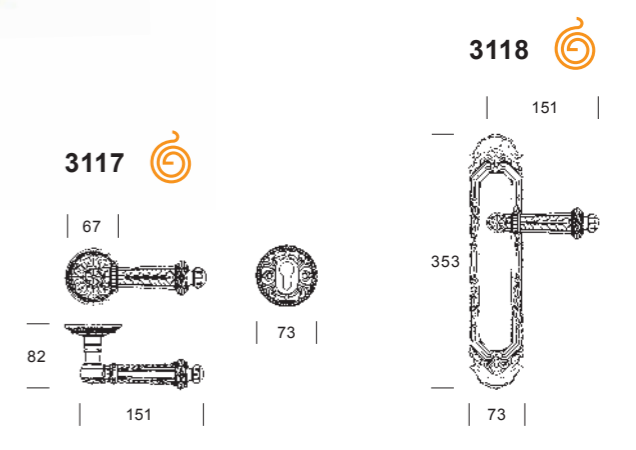




Metà '700  
Mid 1700s



PAESTUM

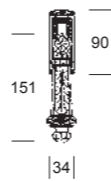




# PAESTUM



3119





# DAKAR

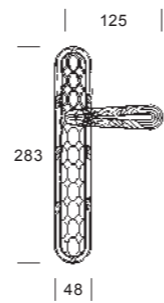
Riesener  
Riesener



3260



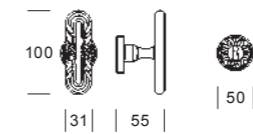
3261



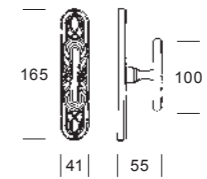
# DAKAR



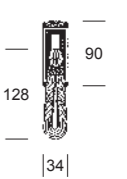
3262/3085



3262 DK



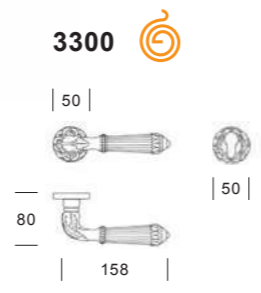
3263



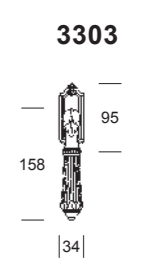
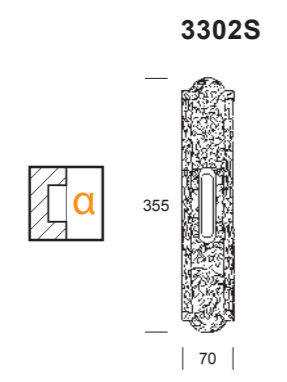


# DOHA

Impero  
Empire



# DOHA





# DOHA



3301 





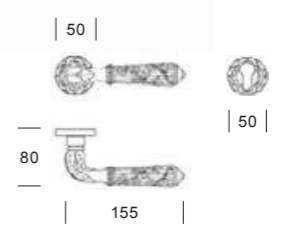
Impero  
Empire




NAXOS



3305



3307

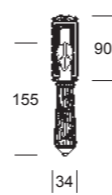




# NAXOS



3308



# NAXOS



3306





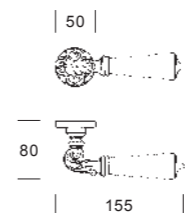
Floreale  
Floral



BAKU



3310



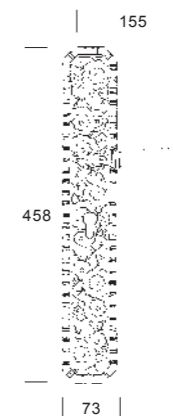
50

50

80

155

3311

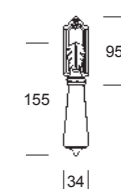


155

458

73

3312



155

95

34

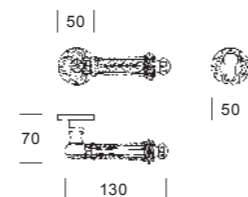


# CAPUA

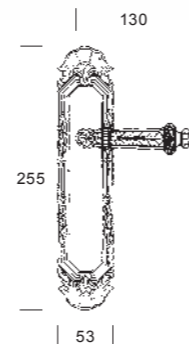
Metà '700  
Mid 1700s



3315



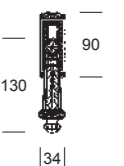
3316



# CAPUA



3317



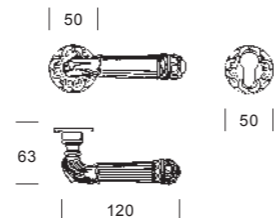


# LILLE

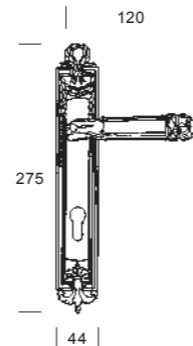
Louis XVI  
*Louis XVI*



**3320** 



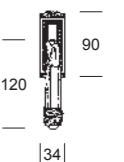
**3321** 



# LILLE



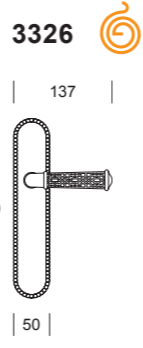
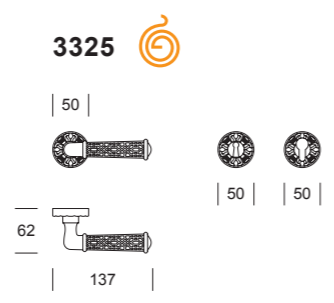
**3322**



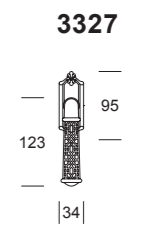


# GIZA

Influsso Orientale  
Eastern influence



# GIZA

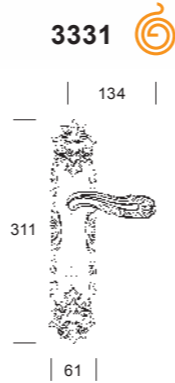




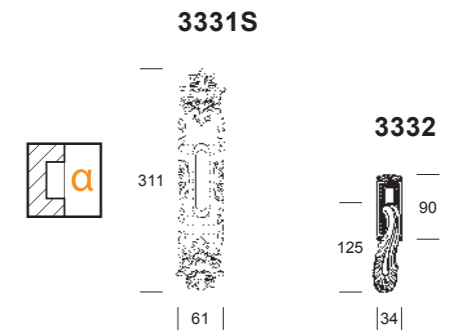


# BRUGES

Louis XV  
Louis XV



# BRUGES

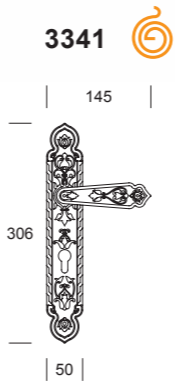
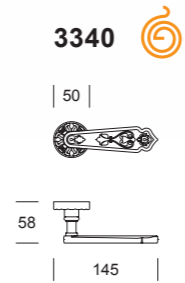




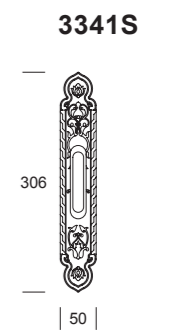


# DUBAI

Arabesco  
Arabesque



# DUBAI



# VOLTERRA

Studio Salice Paolo



Neoclassico  
Neoclassical

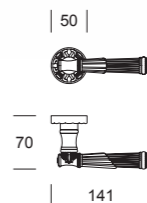


91

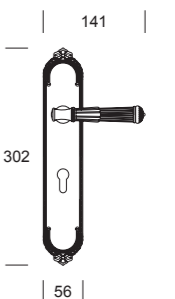
# VOLTERRA



3345



3346

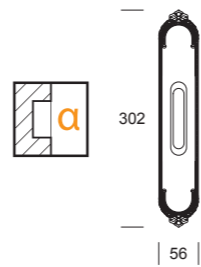




# VOLTERRA



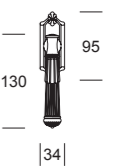
3346S



# VOLTERRA



3347

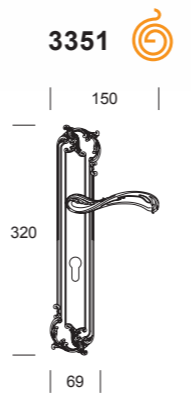

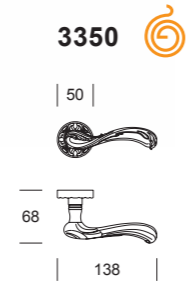




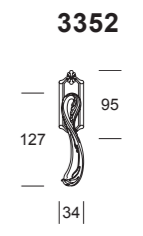
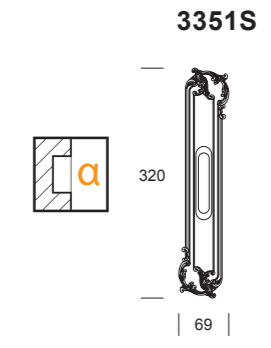


# VENEZIA

Rococò  
Rococò



# VENEZIA

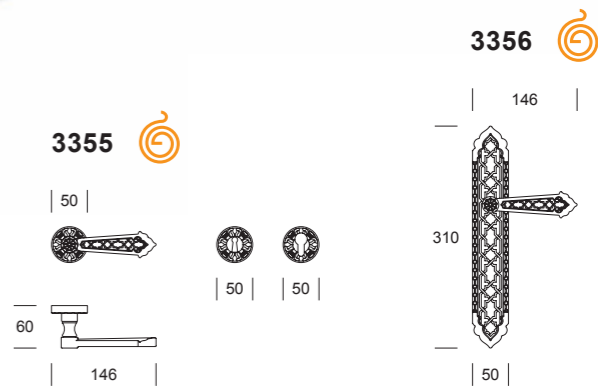




Arabesco  
Arabesque



RABAT






# RABAT



3356S

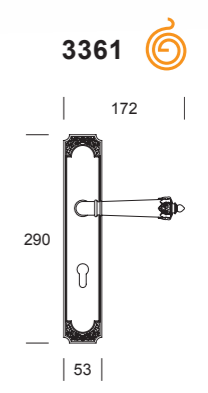
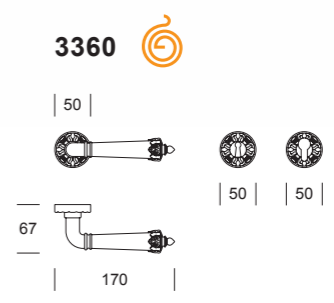




Contaminazioni di stili  
Varied influences



ERICE

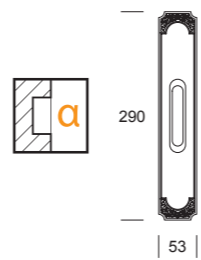




# ERICE



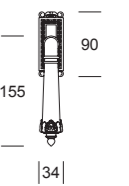
3361S

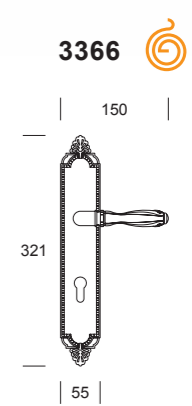
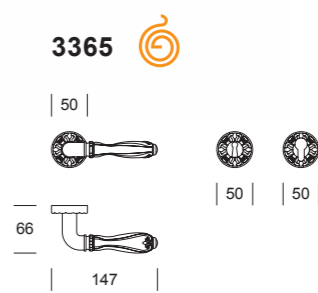


# ERICE



3362



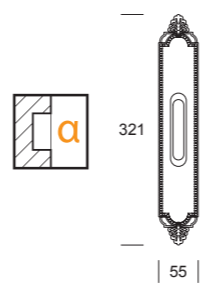




# CORTONA



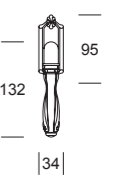
3366S



# CORTONA



3367



# LISBONA

Studio Salice Paolo



Barocco  
Baroque



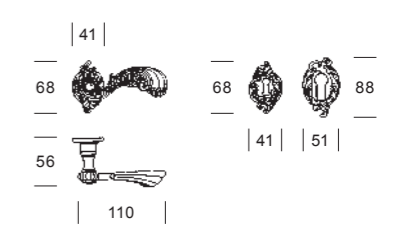
# LISBONA



4251



4250

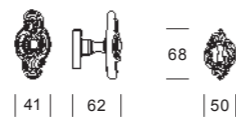




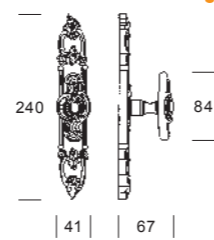
# LISBONA



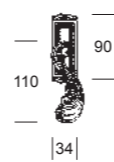
4252/4250



4252



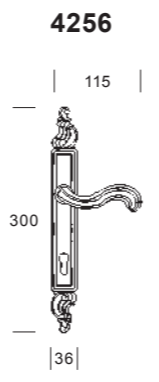
4253



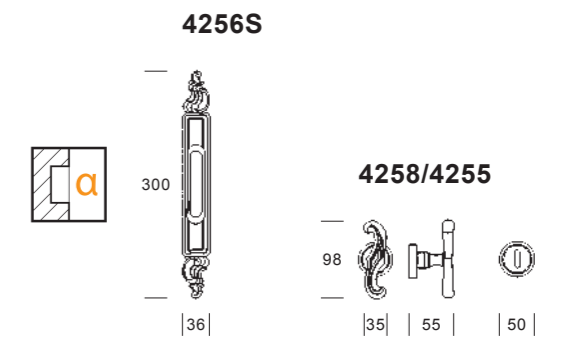


# MASQUAT

Regency  
Regency



# MASQUAT

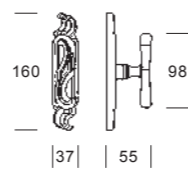




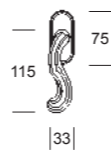
# MASQUAT



4258



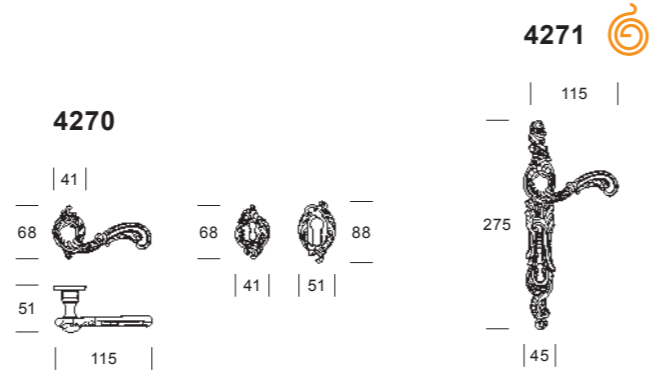
4257



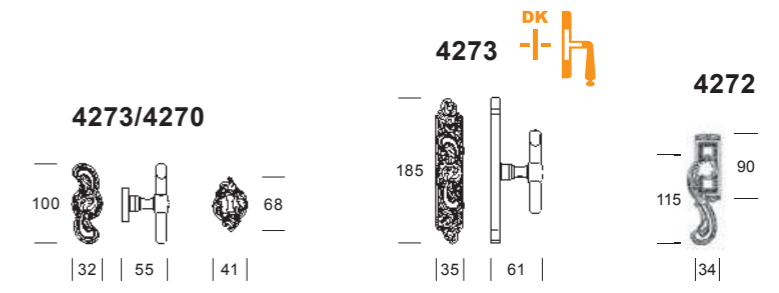


# SAMARRA

Barocco Piemontese  
*Piedmontese Baroque*



# SAMARRA



# DAMASCO

Studio Salice Paolo



Tardo '600  
Late 1600s

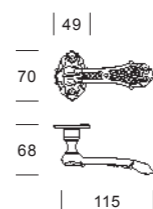


121

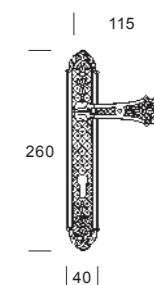
## DAMASCO



4285



4286

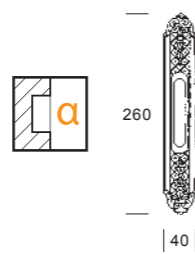




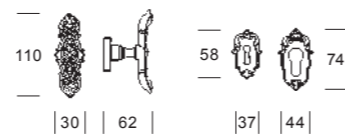
# DAMASCO



4286S



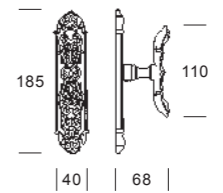
4287/4285



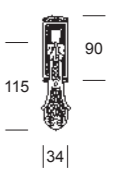
# DAMASCO



4287 <sup>DK</sup>



4288





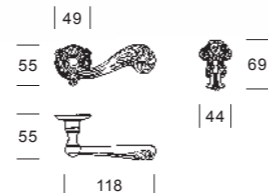


# VIENNA

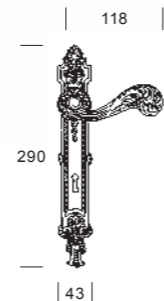
Louis XVI  
*Louis XVI*



**4290**



**4291**



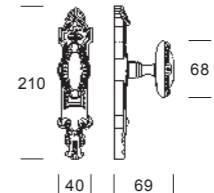
# VIENNA



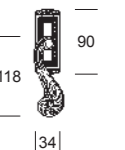
**4293/4290**



**4293**



**4292**





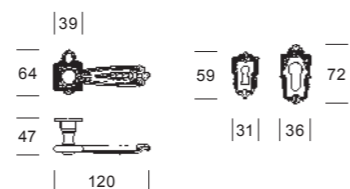


# ORLEANS

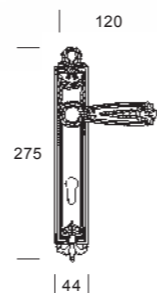
Louis XVI  
*Louis XVI*



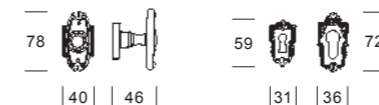
4295



4296



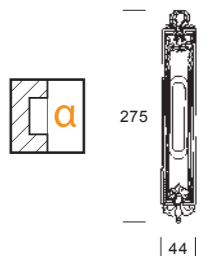
4297/4295



4297S



4296S



# ORLEANS

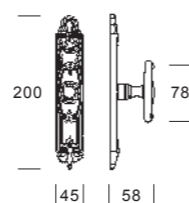




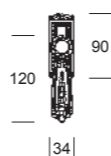
# ORLEANS



4297 



4298



# ORLEANS



4297



4299D  
Finale  
Final piece

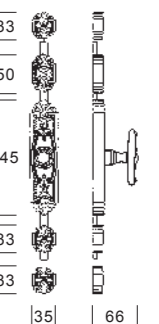
4299B  
Cavallotto  
Plate for external bars

4299A

4297/4299A  
Pomolo con placca per aste esterne  
Knob with plate for external bars

4299C  
Cavallotto  
Plate for external bars

4299D  
Finale  
Final piece



# LIMOGES

Studio Salice Paolo



Louis XVI  
Louis XVI



# LIMOGES



4297



**4199D**  
Finale  
Final piece

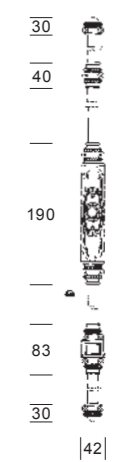
**4199C**  
Cavallotto  
Plate for external bars

**4199A**

**4297/4199A**  
Pomolo con placca per aste esterne  
Knob with plate for external bars

**4199B**  
Cavallotto  
Plate for external bars

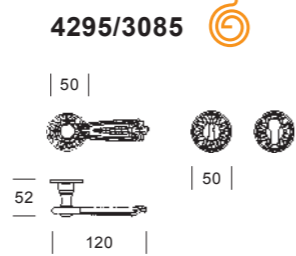
**4199D**  
Finale  
Final piece



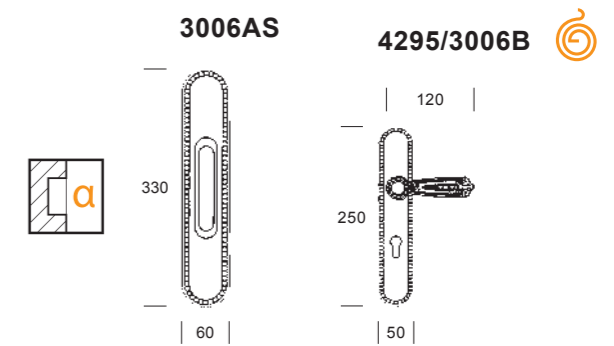


# CADICE

Louis XVI  
*Louis XVI*



# CADICE



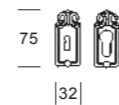
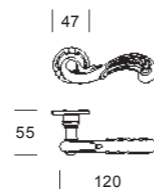


# BEIRUT

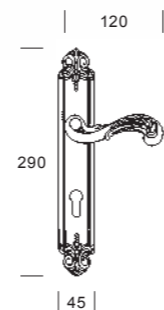
Neoclassico  
Neoclassical



**4300**



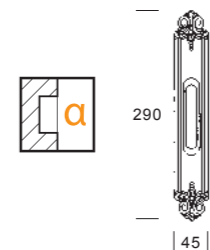
**4301**



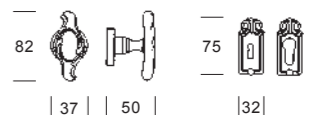
# BEIRUT



**4301S**



**4302/4300**

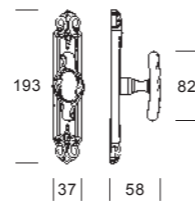




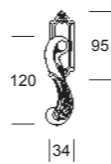
# BEIRUT



**4302**



**4303**

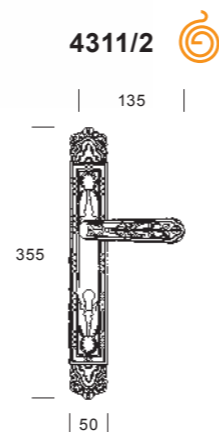
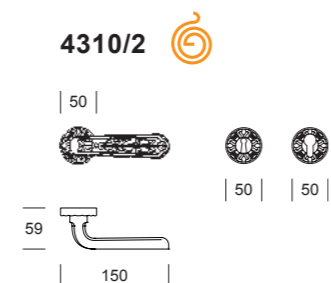




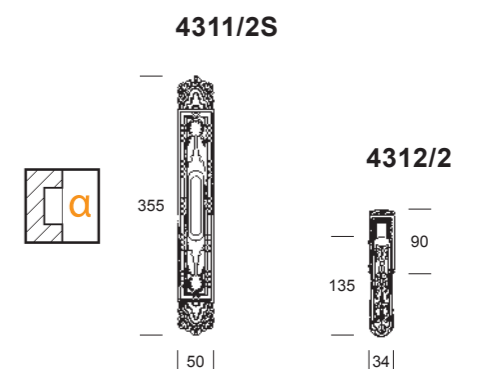


# RIYADH

Arabesco  
Arabesque



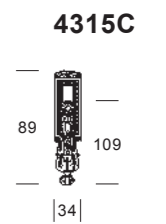
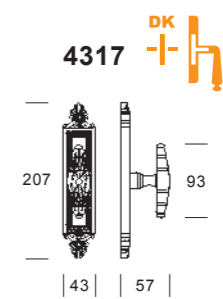
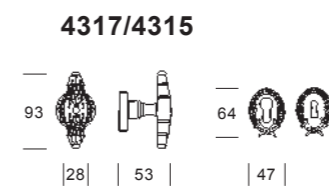
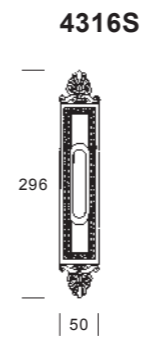
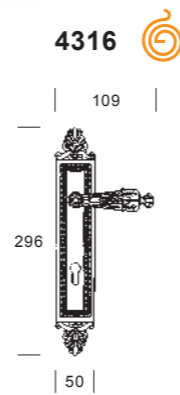
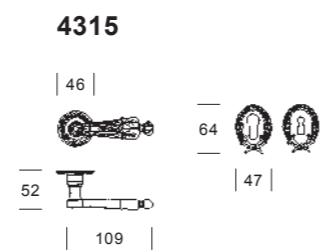
# RIYADH





# POMPEI

Impero  
Empire



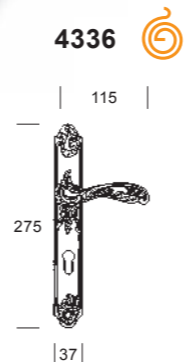
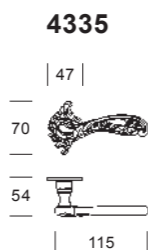
# POMPEI



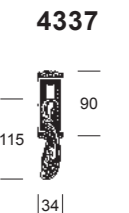
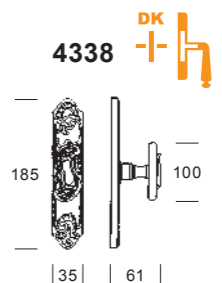


# JAKARTA

Louis XV  
Louis XV



# JAKARTA





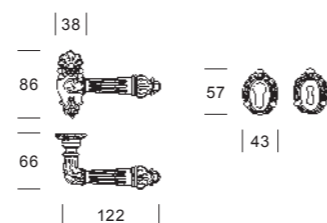


# URBINO

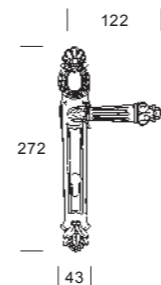
Impero  
Empire



4340



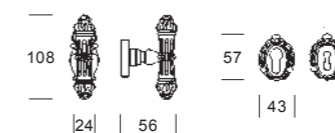
4341



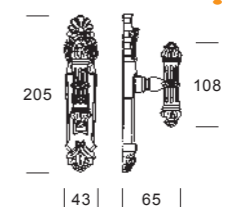
# URBINO



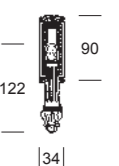
4342/4340



4342



4343



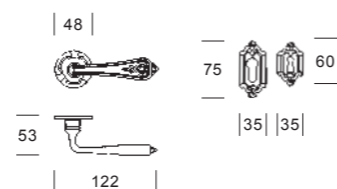


# VARSAVIA

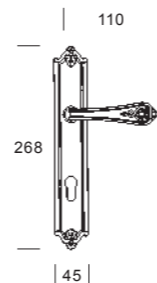
Louis XV  
Louis XV



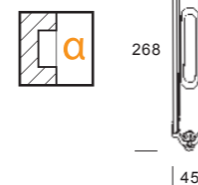
**4345**



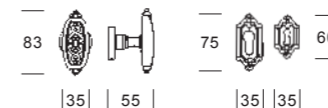
**4346**



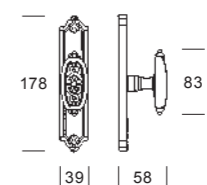
**4346S**



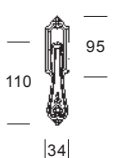
**4347/4345**



**4347**



**4345C**



# VARSAVIA

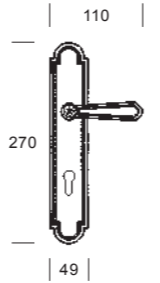
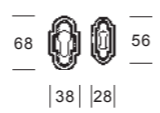
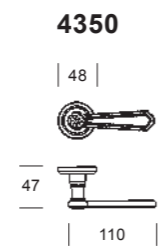


# HANNOVER

Inglese  
English



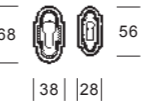
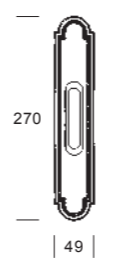
4351



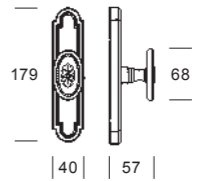
# HANNOVER



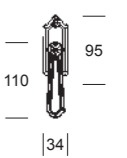
4351S



4352



4353



# EOLICA

Prof. Giuseppe Polli



“Ho cercato di anteporre alla funzionalità un discorso scultoreo, ottenendo un oggetto d'arte a tutto tondo da porre su ogni porta.”  
G. Polli

“I have tried to put the sculptural goal before the functionality, obtaining a round object of art suitable for any door.”  
G. Polli



Contaminazioni di stili  
Varied influences



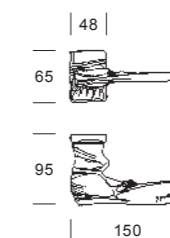
159

# EOLICA



8022/8011

8011 



8014

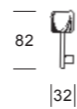


8022/8011

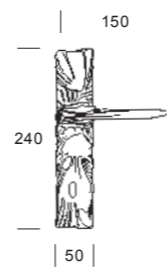




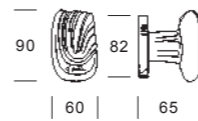
8020



8012



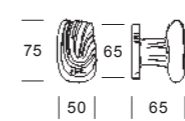
8015



8013



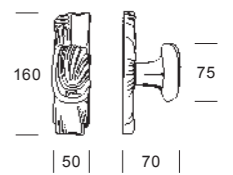
8016



8014

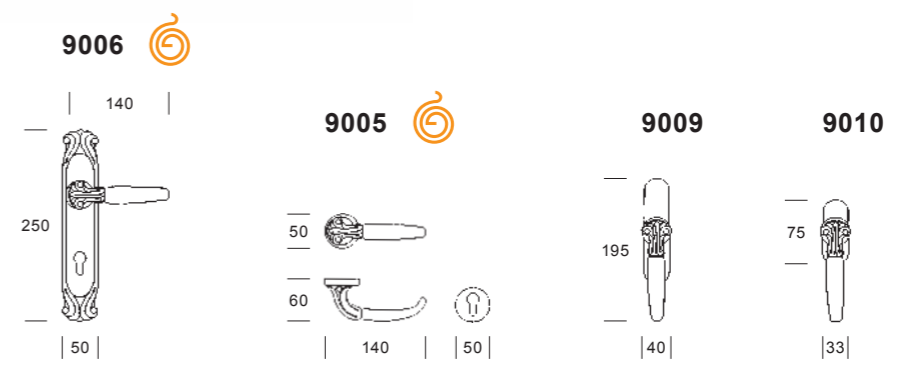


8017



8017





MANIGLIONI  
*DOOR PULL*

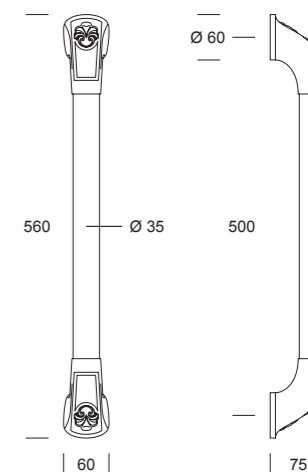




Luigi Filippo - fine 1700  
*Louis Philippe - late 1700s*



**3082** 



# VERSAILLES

Studio Salice Paolo




Louis XVI  
Louis XVI



169

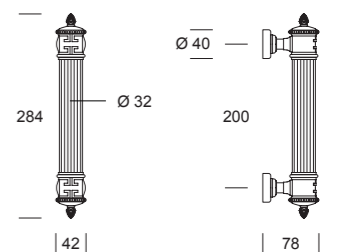
# VERSAILLES



Esempio di misura custom  
Custom measure example



3072 **CUSTOM**

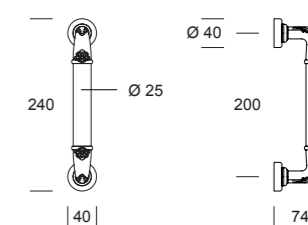




Luigi Filippo - fine 1700  
*Louis Philippe - late 1700s*

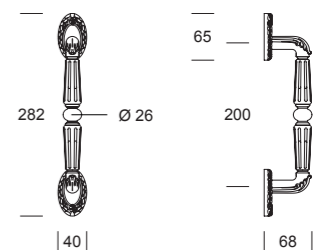


**3073** 





3074



# SNAKE

Studio Salice Paolo



Fine '800  
End of the 1800s

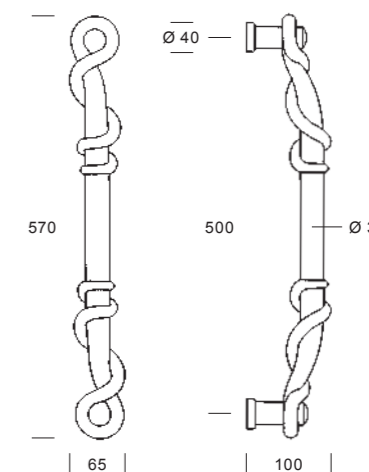


175

# SNAKE




3035 



# BOMBAY

Studio Salice Paolo

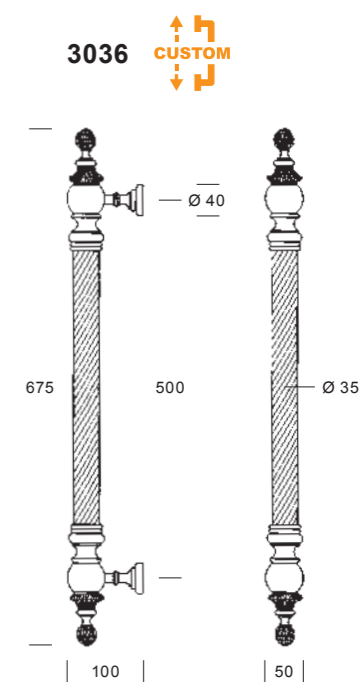


Chippendale  
Chippendale



177

# BOMBAY





# KARACHI



Chippendale  
Chippendale



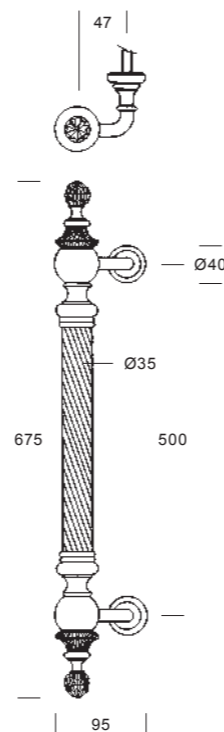
Chippendale  
Chippendale



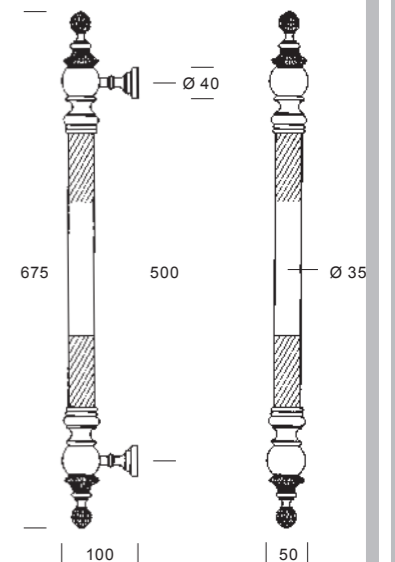
# MADRAS



3070 **CUSTOM**



3067







# ISTANBUL



Chippendale  
Chippendale



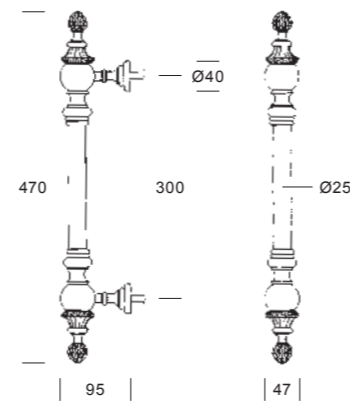
Chippendale  
Chippendale



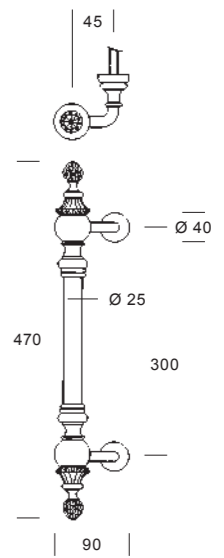
# ANKARA



4328



3034



# GULLIVER

Studio Salice Paolo



Louis XV  
Louis XV



185

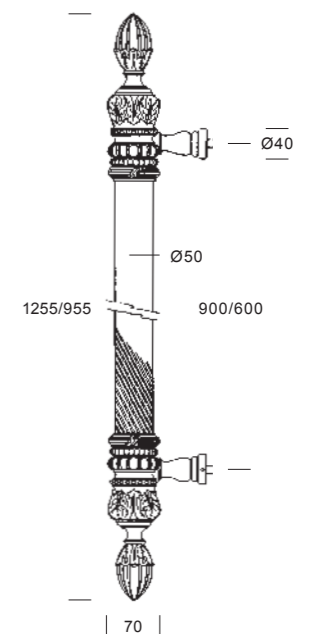
# GULLIVER



3039A



3039B



LION  
Studio Salice Paolo

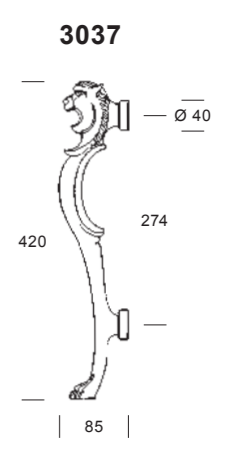


Romanico  
*Romanesque*



187

LION

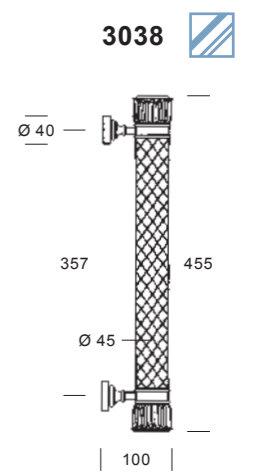


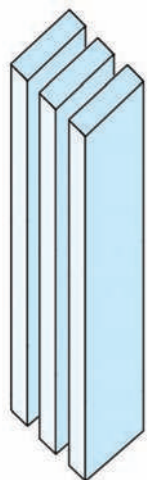


Fiorentino  
Florentine

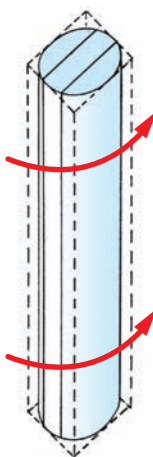


KING





La modalità per ottenere un'impugnatura cilindrica in vetro del diametro di 45 mm con caratteristiche di ottima trasparenza consiste nell'assemblare 3 lastre del tipo "extra chiaro" con speciali colle e trattamenti termici.  
Tale pezzo viene poi rettificato con un macchinario unico al mondo che ne lavora la superficie.



La lucidatura e molatura eseguite a mano da esperti artigiani conferiscono unicità al prodotto.  
Pertanto, eventuali leggere imperfezioni non sono da ritenersi difetti, ma parte integrante di una lavorazione eseguita manualmente dal maestro vetraio.



*A cylindrical glass handle with a diameter of 45 mm and excellent transparency is created by assembling three "extra clear" sheets with special glue and heat treatments.  
Such piece is corrected then with a worldwide unique machinery that works the surface of it.*

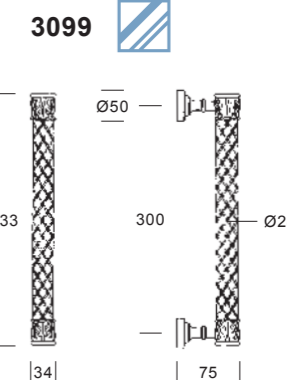
*The polish and machining performed by hand by expert artisans confer oneness to the product.  
So, possible little imperfections are not to consider defects but integral part of the workmanship manually performed by the master glassmaker.*



Fiorentino  
Florentine



## PRINCE





# BYBLOS

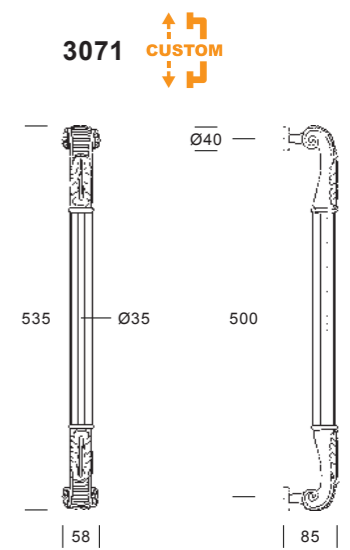
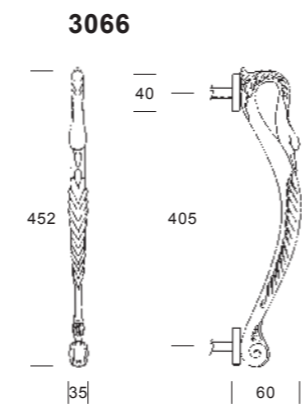
Neoclassico  
Neoclassical



Tardo '700  
Late 1700s



# SPARTA





# RHODUS

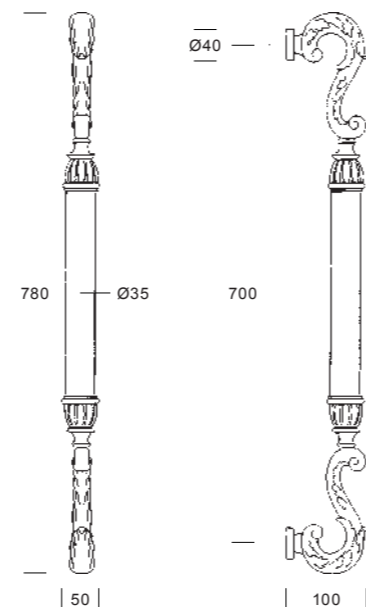


Tardo '700  
Late 1700s



Tardo '700  
Late 1700s

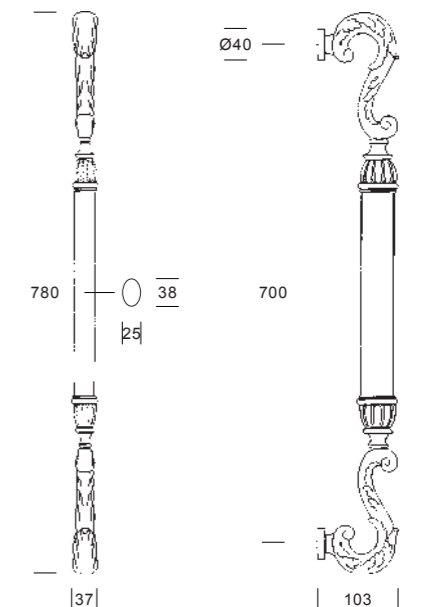
3068 



# CORINTHUS



3069 





# EOLICA

Prof. Giuseppe Polli



Contaminazioni di stili  
*Varied influences*



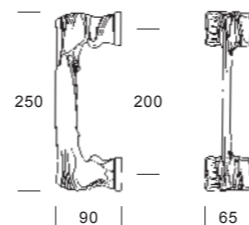
Contaminazioni di stili  
*Varied influences*



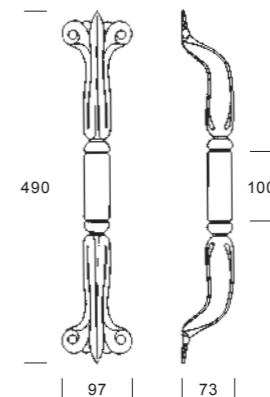
# QUEEN



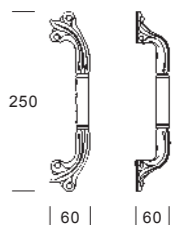
**8021**



**9000**



**9007**





# QUEEN

Versatilità di stile e funzione. La collezione Queen si distingue nel catalogo Classico per la particolarità del maniglione modulare, frutto della ricerca tecnologica Salice Paolo e l'esperienza su progetti custom. La linea completa si compone di Maniglia su placca, su rosetta, bocchetta per portoni, battente e maniglione compatto decentrato, adatto anche per ante armadio.

Dettaglio che evidenzia la semplicità di comporre un maniglione "Queen" per ottenere la misura desiderata.

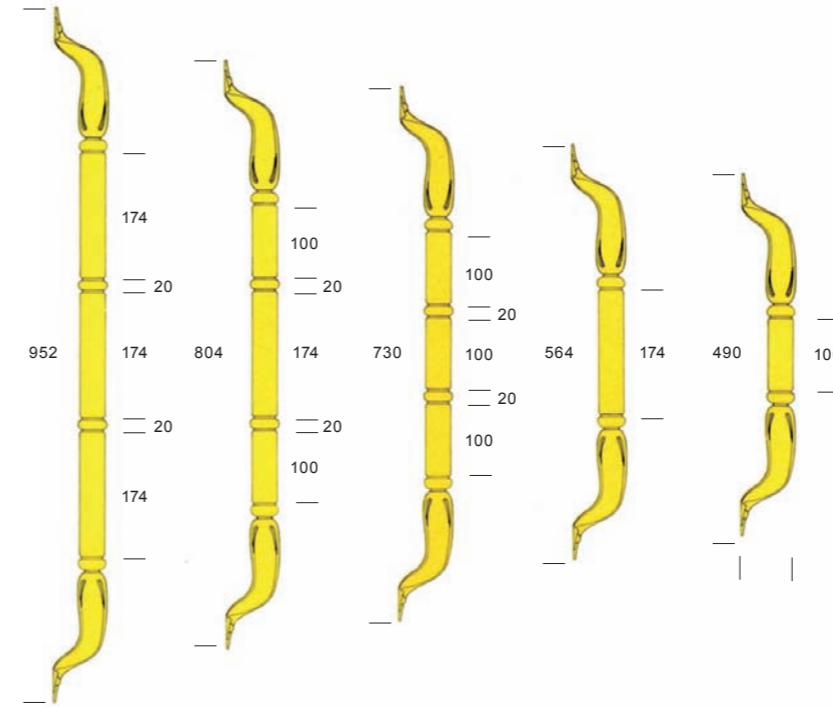
*Picture detail to show the simple ways to compose the door-pull "Queen" to obtain the desired size.*



*Style and functional versatility. The Queen collection stands out in the Classic catalogue because of its modular handle – the result of Salice Paolo's technological research and experience in bespoke projects. The complete range consists of a handle on a base-plate, rose, door escutcheon, a hinged door and a compact off-centre handle for wardrobe doors.*



# QUEEN



Esempi e dimensioni di possibili combinazioni.

*Examples and sizes of different possible combinations.*

## A

Sistema di fissaggio di un singolo maniglione "Queen" art. 9000 su porta in legno.

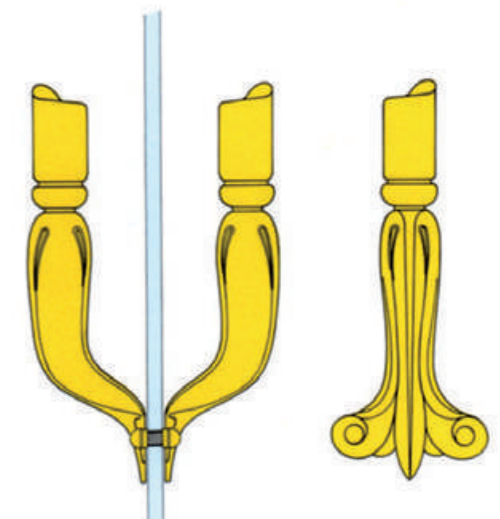
*How to fix a single door-pull "Queen" art. 9000 on a wooden door.*



## B

Sistema di fissaggio di due maniglioni "Queen" art. 9000 su porta in cristallo.

*How to fix a pair of door-pull "Queen" art. 9000 on a glass door.*







# MATERA

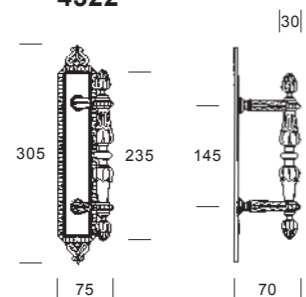
Neoclassico  
Neoclassical



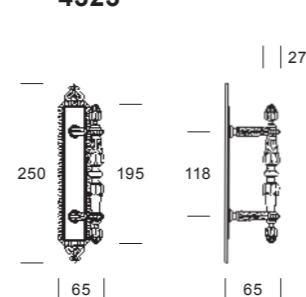
# MATERA



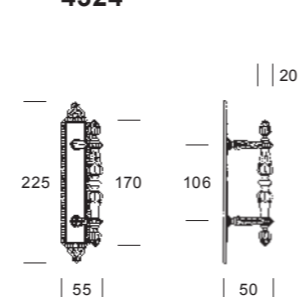
4322



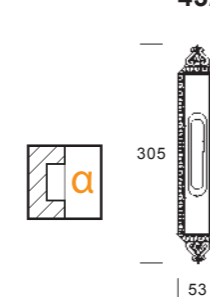
4323



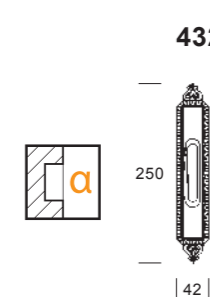
4324



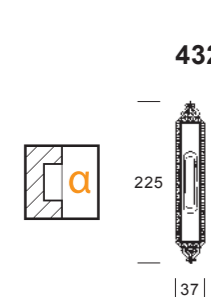
4322S



4323S



4324S





# MANILA

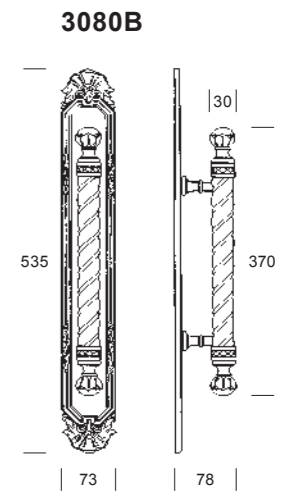
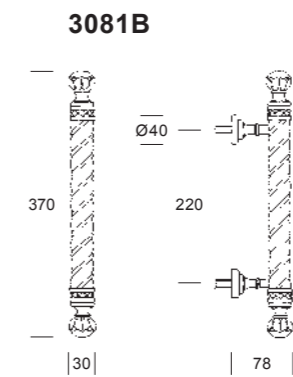
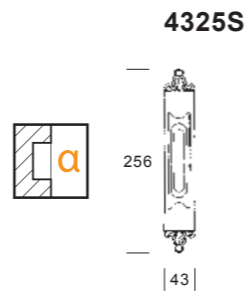
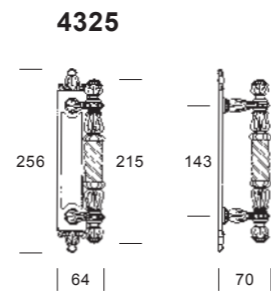
Metà '700  
Mid 1700s



Luigi Filippo - fine 1700  
Louis Philippe - late 1700s



# MEDA





# ALAIS



Arabesco  
Arabesque



Luigi Filippo - fine 1700  
Louis Philippe - late 1700s

3062



405

65



# MILSE



3063



353


73



# NEKLA



3064



360

| 77 |

Chippendale  
Chippendale



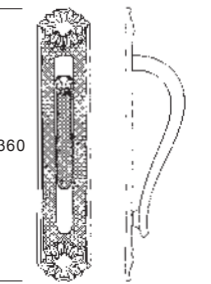
Louis XV  
Louis XV



# SEOUL



3065



360

| 70 | | 80 |



# BOULOGNE

Impero  
Empire




Louis XVI  
Louis XVI



# PARIGI



3060



SX



DX

4327



POMOLI  
DOOR KNOB





# LIONE

Tardo '700  
Late 1700s



Louis XV  
Louis XV




# MOSCA



4321A



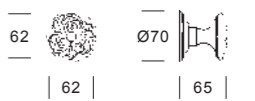
4321B



4321C



4320





# LE HAVRE

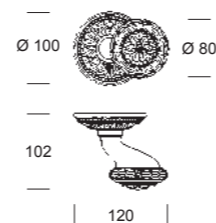
Tardo '700  
Late 1700s



Inglese  
English



**3110**



# SAMARCANDA



**3265**





# RENNES

Metà '700  
Mid 1700s




Chippendale  
Chippendale



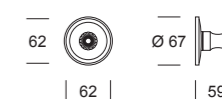
# NANTES



3266



3267





# LENINGRADO

'700 Spagnolo  
18th century Spanish



3270



ENTRANCE SET  
*ENTRANCE SET*



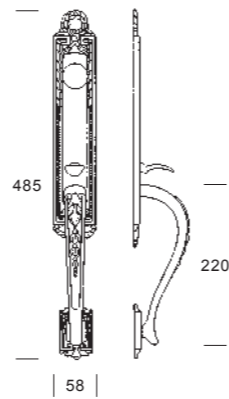


# MEMPHIS

Louis XV  
Louis XV



3200



Tipo di serratura  
Type of lock

L1 L2

Tipo di cilindro  
Type of cylinder

C

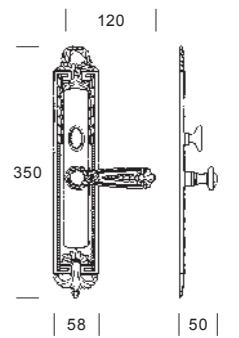
L6 L7



# MEMPHIS



3200





# MEMPHIS

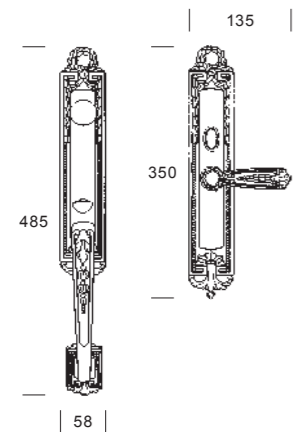


**Double cylinder  
3200DC**

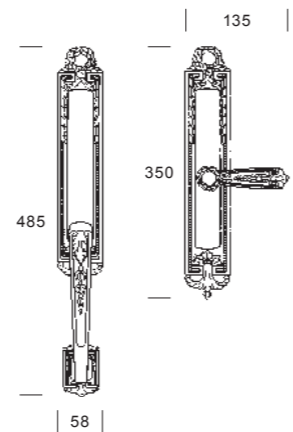
Tipo di serratura  
Type of lock



Tipo di cilindro  
Type of cylinder



**Dummy  
3201**



**Double cylinder/double thumbpiece  
3202**

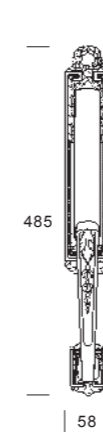
Tipo di serratura  
Type of lock



Tipo di cilindro  
Type of cylinder



**Double fix  
3203**



# MEMPHIS

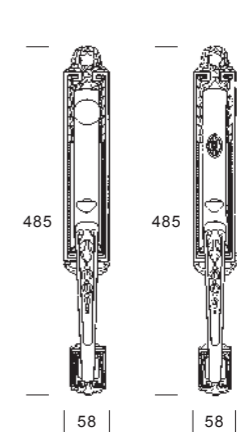



**Double thumbpiece  
3204**

Tipo di serratura  
Type of lock



Tipo di cilindro  
Type of cylinder



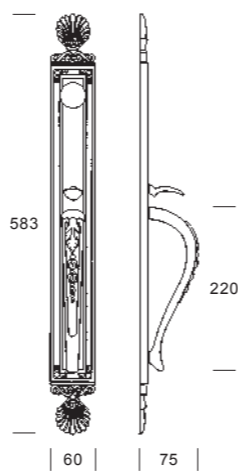


# BOSTON

Impero  
Empire



**3205**



Tipo di serratura  
Type of lock



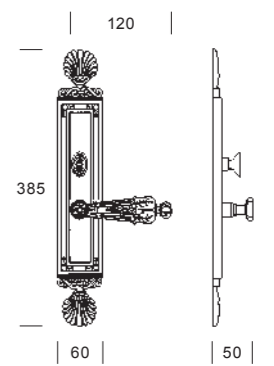
Tipo di cilindro  
Type of cylinder



# BOSTON



**3205**





# BOSTON

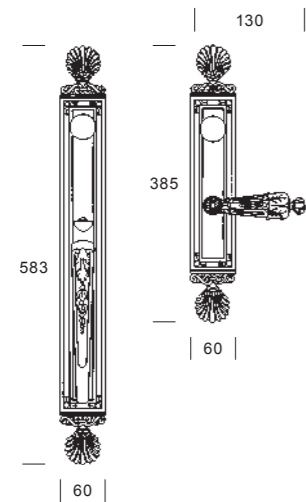


**Double cylinder  
3205DC**

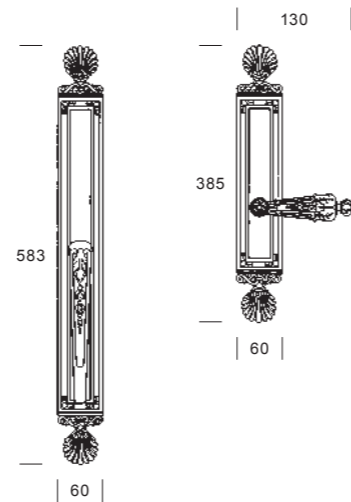
Tipo di serratura  
Type of lock



Tipo di cilindro  
Type of cylinder



**Dummy  
3206**

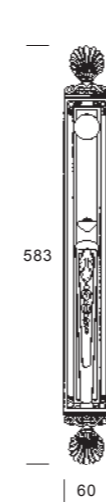


**Double cylinder/double thumbpiece  
3207**

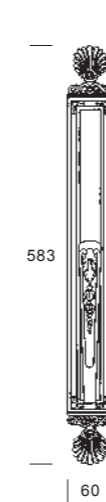
Tipo di serratura  
Type of lock



Tipo di cilindro  
Type of cylinder



**Double fix  
3208**

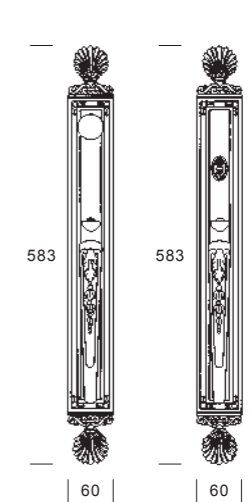


**Double thumbpiece  
3209**

Tipo di serratura  
Type of lock



Tipo di cilindro  
Type of cylinder



# BOSTON

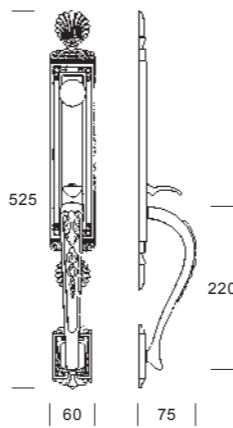


# BOSTON

Impero  
Empire



**3210**



Tipo di serratura  
Type of lock

L1 L2

Tipo di cilindro  
Type of cylinder

C

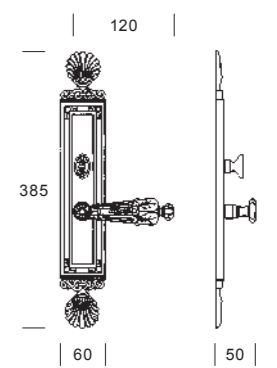
L6 L7



# BOSTON



**3210**





# BOSTON

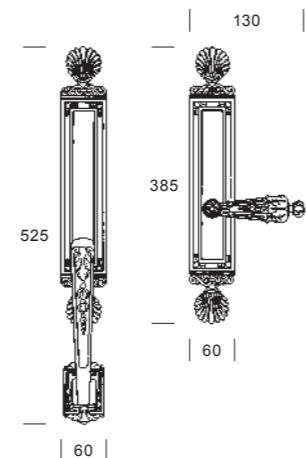
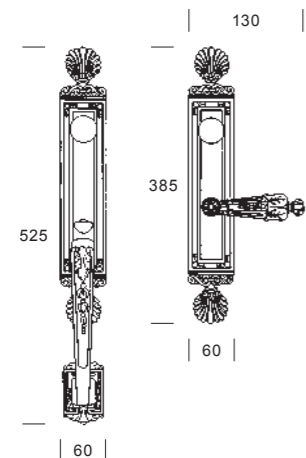


**Double cylinder**  
**3210DC**

Tipo di serratura  
Type of lock



Tipo di cilindro  
Type of cylinder



# BOSTON



**Double cylinder/double thumbpiece**  
**3212**

Tipo di serratura  
Type of lock



Tipo di cilindro  
Type of cylinder



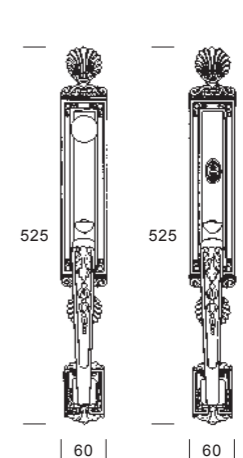
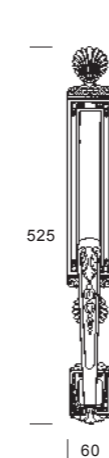
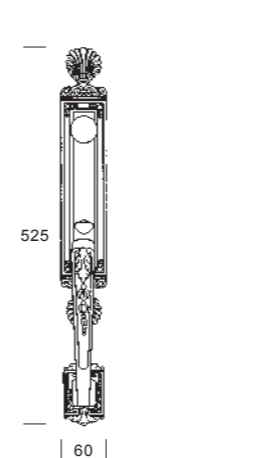
**Double fix**  
**3213**

**Double thumbpiece**  
**3214**

Tipo di serratura  
Type of lock



Tipo di cilindro  
Type of cylinder



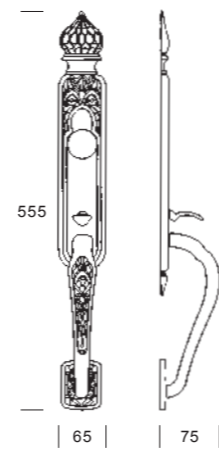


# ALADIN

Arabesco  
Arabesque



3225



Tipo di serratura  
Type of lock



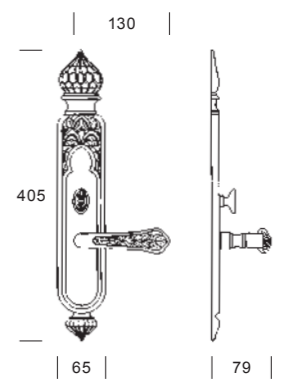
Tipo di cilindro  
Type of cylinder



# ALADIN



3225





# ALADIN

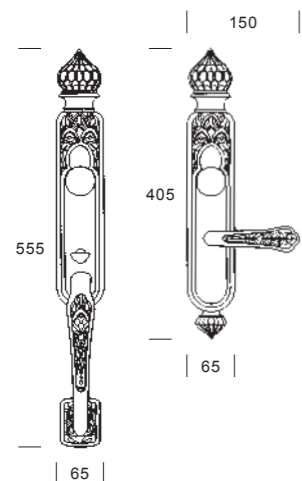


**Double cylinder**  
**3225DC**

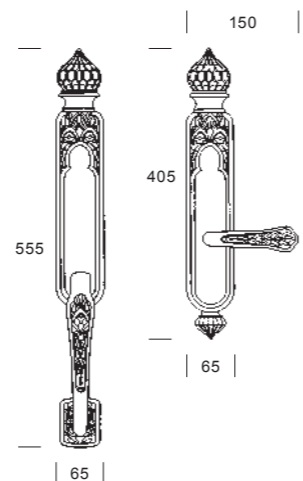
Tipo di serratura  
Type of lock



Tipo di cilindro  
Type of cylinder



**Dummy**  
**3226**

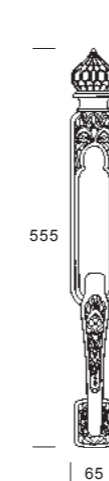
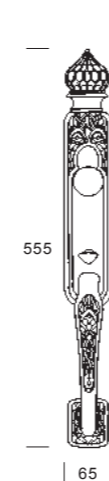


**Double cylinder/double thumbpiece**  
**3227**

Tipo di serratura  
Type of lock



Tipo di cilindro  
Type of cylinder

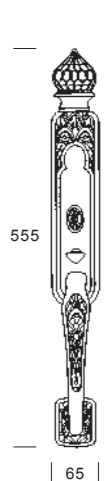
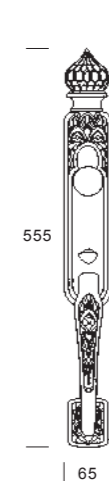


**Double thumbpiece**  
**3229**

Tipo di serratura  
Type of lock



Tipo di cilindro  
Type of cylinder



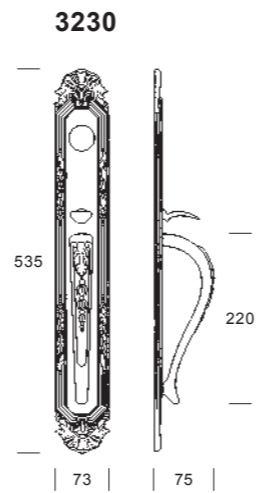
# ALADIN



# MIAMI



Luigi Filippo - fine 1700  
Louis Philippe - late 1700s



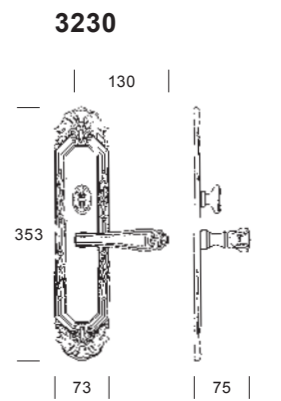
Tipo di serratura  
Type of lock



Tipo di cilindro  
Type of cylinder



# MIAMI





# MIAMI

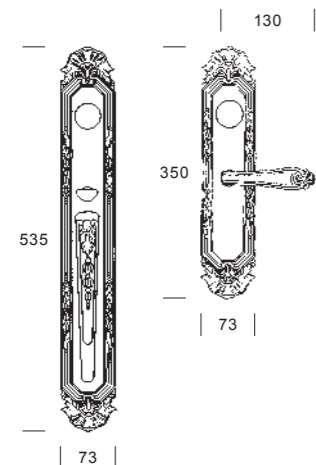


**Double cylinder  
3230DC**

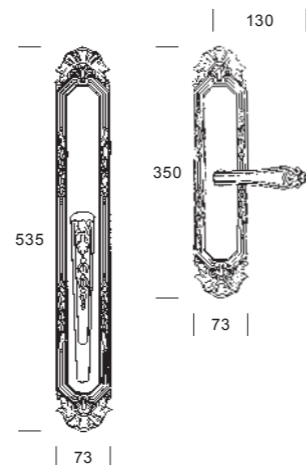
Tipo di serratura  
Type of lock



Tipo di cilindro  
Type of cylinder



**Dummy  
3231**



**Double cylinder/double thumbpiece  
3232**

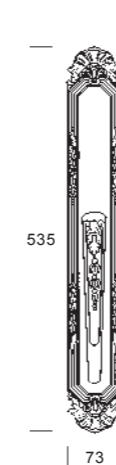
Tipo di serratura  
Type of lock



Tipo di cilindro  
Type of cylinder



**Double fix  
3233**

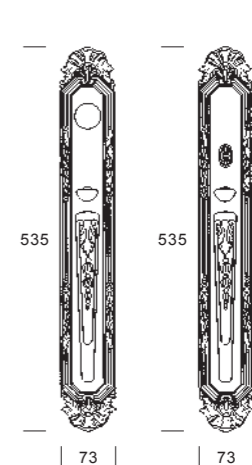


**Double thumbpiece  
3234**

Tipo di serratura  
Type of lock



Tipo di cilindro  
Type of cylinder

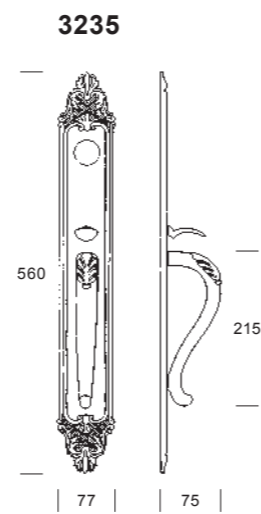


# MIAMI



# NEW YORK

Chippendale  
Chippendale



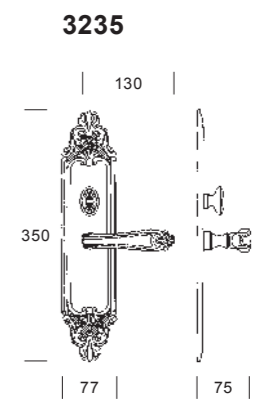
Tipo di serratura  
Type of lock



Tipo di cilindro  
Type of cylinder



# NEW YORK





# NEW YORK

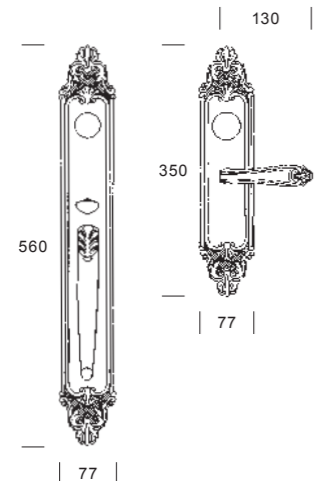


**Double cylinder**  
**3235DC**

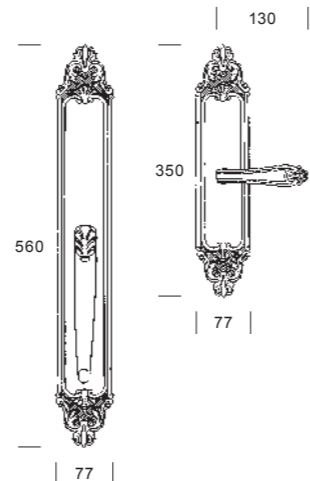
Tipo di serratura  
Type of lock



Tipo di cilindro  
Type of cylinder



**Dummy**  
**3236**

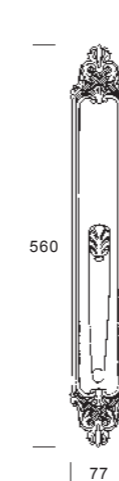
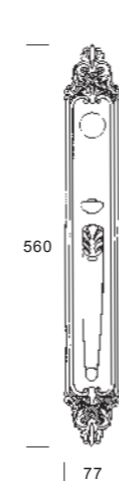


**Double cylinder/double thumbpiece**  
**3237**

Tipo di serratura  
Type of lock



Tipo di cilindro  
Type of cylinder



# NEW YORK

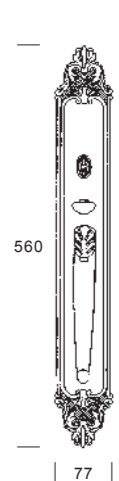
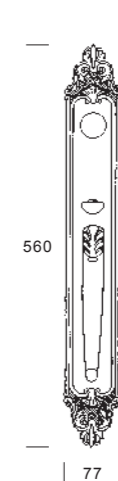


**Double thumbpiece**  
**3239**

Tipo di serratura  
Type of lock



Tipo di cilindro  
Type of cylinder



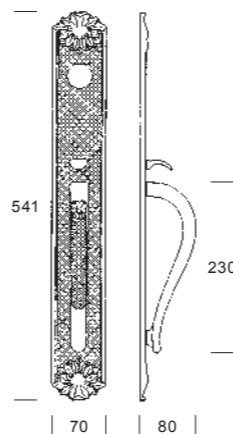


# SEATTLE

Louis XV  
Louis XV



3240



Tipo di serratura  
Type of lock



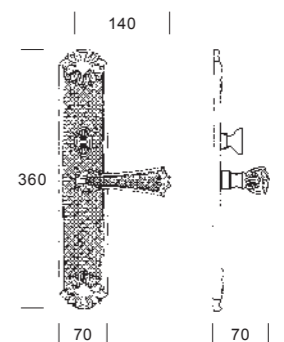
Tipo di cilindro  
Type of cylinder



# SEATTLE



3240





# SEATTLE

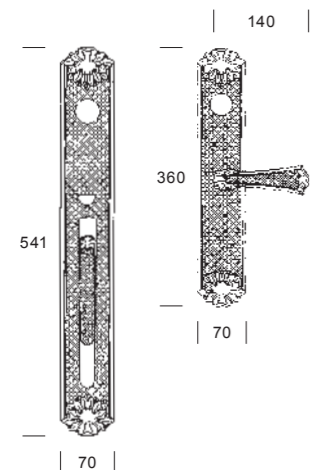


**Double cylinder  
3240DC**

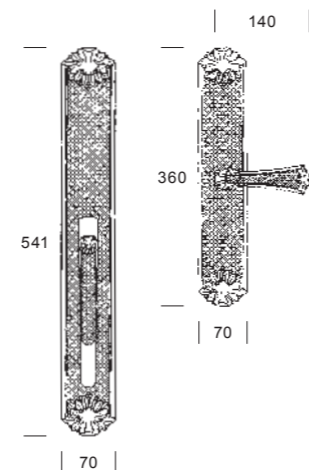
Tipo di serratura  
Type of lock



Tipo di cilindro  
Type of cylinder



**Dummy  
3241**

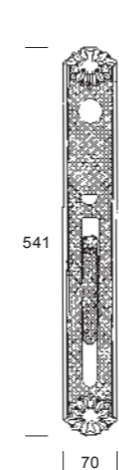


**Double cylinder/double thumbpiece  
3242**

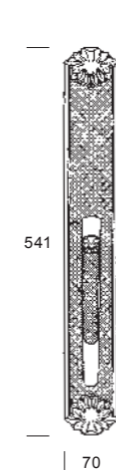
Tipo di serratura  
Type of lock



Tipo di cilindro  
Type of cylinder



**Double fix  
3243**

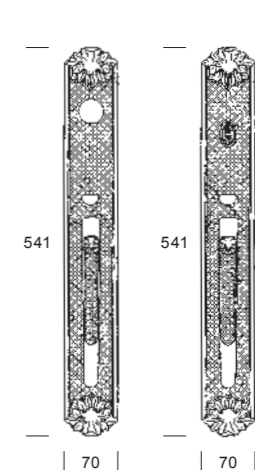


**Double thumbpiece  
3244**

Tipo di serratura  
Type of lock



Tipo di cilindro  
Type of cylinder

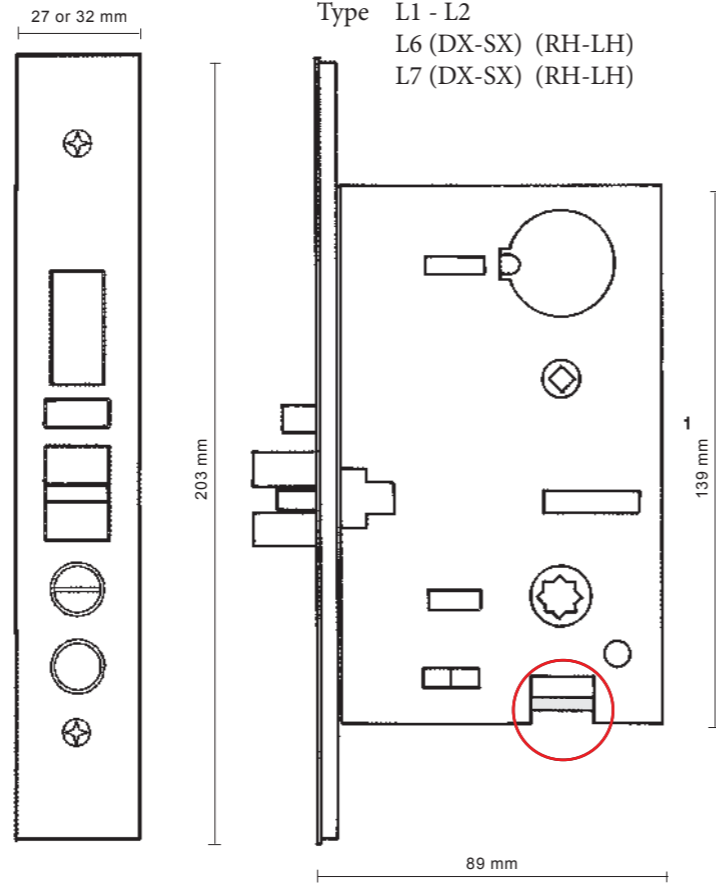


# SEATTLE



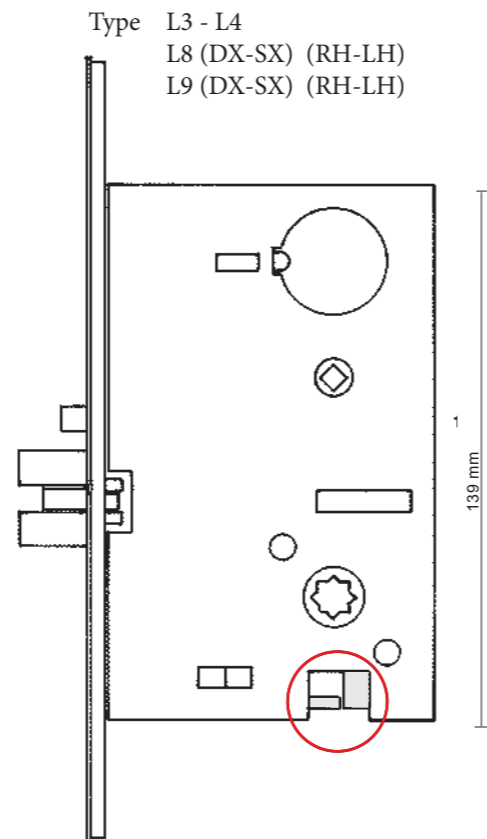
TECHNICAL DETAILS CYLINDER AND LOCK FOR ENTRANCE SET

TABLE OF LOCK



Type L1 - L2  
L6 (DX-SX) (RH-LH)  
L7 (DX-SX) (RH-LH)

Lock for thumbpiece handle



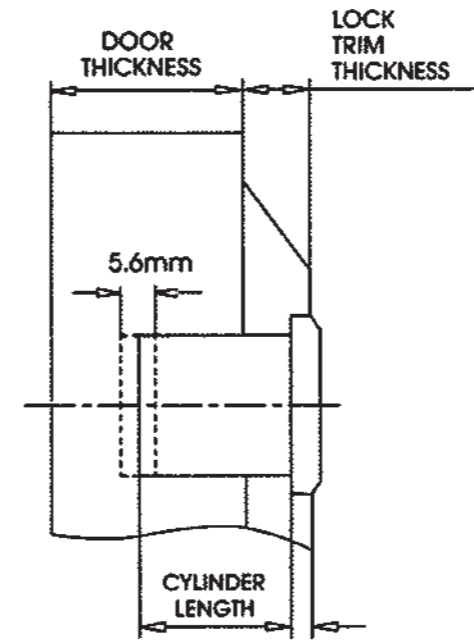
Type L3 - L4  
L8 (DX-SX) (RH-LH)  
L9 (DX-SX) (RH-LH)

Lock for thumbpiece handle

Tipo/Type	Funzioni/Functions	Piastra/Plate
L1	Serratura Leva - Maniglia / Anti Panico Lock Lever - Handle / Anti Panic	32
L2	Serratura Leva - Maniglia / No - Anti Panico Lock Lever - Handle / No - Anti Panic	
L3	Serratura Leva - Leva / Anti Panico Lock Lever - Lever / Anti Panic	
L4	Serratura Leva - Leva / No - Anti Panico Lock Lever - Lever / No - Anti Panic	
L6 (DX-SX) (RH-LH)	Serratura Leva - Maniglia / Anti Panico Lock Lever - Handle / Anti Panic	27
L7 (DX-SX) (RH-LH)	Serratura Leva - Maniglia / No - Anti Panico Lock Lever - Handle / No - Anti Panic	
L8 (DX-SX) (RH-LH)	Serratura Leva - Leva / Anti Panico Lock Lever - Lever / Anti Panic	
L9 (DX-SX) (RH-LH)	Serratura Leva - Leva / No - Anti Panico Lock Lever - Lever / No - Anti Panic	

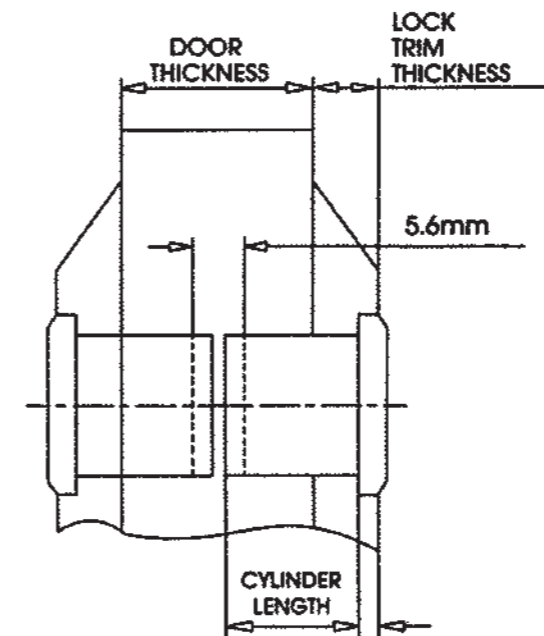
TABLE OF CYLINDER LENGTHS  
Keyway: "CYLINDER MULTIKEY"

**C** = Single Cylinder



Cylinder length	Door thickness	45 mm	51 mm	57 mm	62 mm	71 mm	76 mm	80 mm	
Lock Trim thickness	DM	8 mm	29 mm	32 mm	35 mm	38 mm	42 mm	45 mm	48 mm

**DC** = Double Cylinder



Cylinder length	Door thickness	45 mm	51 mm	57 mm	62 mm	71 mm	76 mm	80 mm	
Lock Trim thickness	DM	8 mm	29 mm	32 mm	35 mm	38 mm	42 mm	45 mm	48 mm

COME ORDINARE LA SERRATURA CORRETTA  
HOW TO ORDER THE RIGHT LOCK

E' necessario compilare i seguenti campi:  
You have to fill up this form:

Tipo di serratura Type of Lock	Tipo di cilindro Type of Cylinder	Misura del cilindro Size of Cylinder

E le scelte sono:  
And the possibilities are:

Tipo di serratura Type of Lock	Tipo di cilindro Type of Cylinder	Misura del cilindro Size of Cylinder
L1 / L2 / L3 / L4 L6 / L7 / L8 / L9 (dx sx)	C / DC	29 / 32 / 35 / 38 / 42

I campi "Tipo di serratura" e "Tipo di cilindro" dipendono dall'articolo scelto e dalla funzione della serratura (vedere relativa pagina nel catalogo).  
Fields "Type of Lock" and "Type of cylinder" are up to chosen article and to lock function (see related page in our catalogue).

Il campo "Misura del cilindro" dipende dallo spessore della vostra porta.  
Fields "Size of cylinder" is up to the door thickness.

Per esempio, avete scelto l'articolo 3237, volete una serratura Non Anti-Panico e la vostra porta ha spessore 45 mm.  
For example, you have chosen art. 3237, you want a No Anti-Panic Lock and you door thickness is 45 mm.

Automaticamente vengono compilati i campi:  
Following fields are automatically filled up:

Tipo di serratura Type of Lock	Tipo di cilindro Type of Cylinder	Misura del cilindro Size of Cylinder
L4	DC	

Per il campo "Misura del cilindro" consultate le tabelle (Lunghezza del cilindro):  
To fill up field "Size of cylinder", please see tables (Cylinder Lengths):

Tipo di serratura Type of Lock	Tipo di cilindro Type of Cylinder	Misura del cilindro Size of Cylinder
L4	DC	29

Ora avete il codice completo per ordinare la serratura corretta.  
Now you have complete code to order the right lock.



ENTRANCE SET YALE  
*YALE ENTRANCE SET*



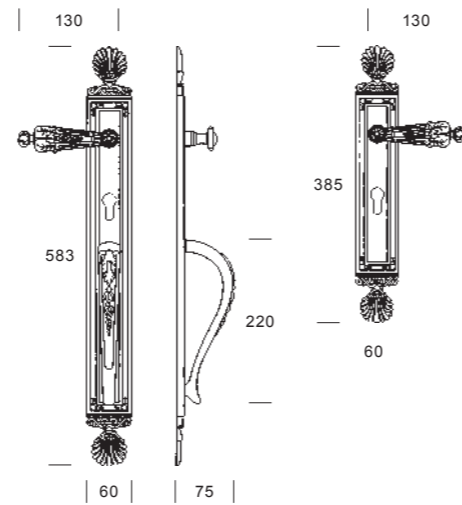


# BOSTON Y

Impero  
Empire



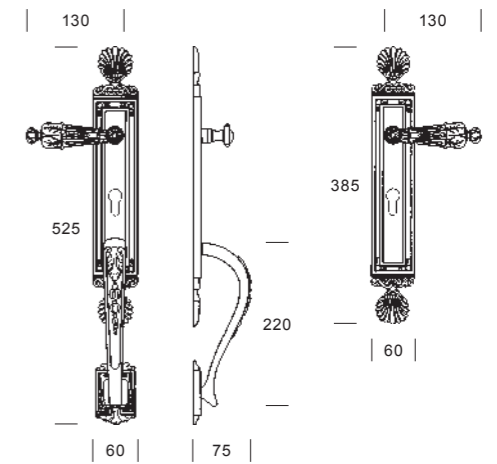
3205Y



# BOSTON Y



3210Y



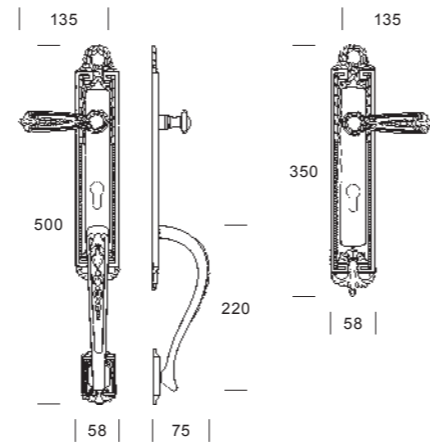


# MEMPHIS Y

Louis XV  
Louis XV



3200Y

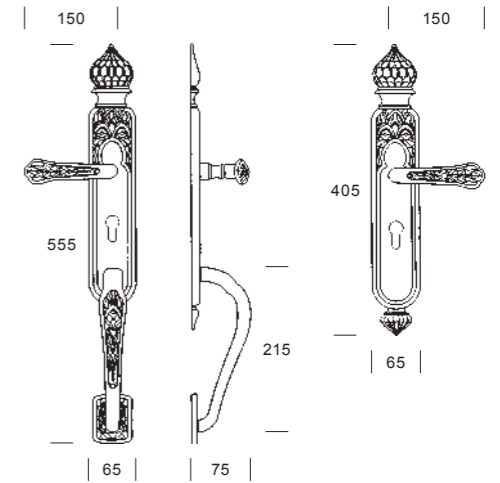


Arabesco  
Arabesque

# ALADIN Y



3225Y



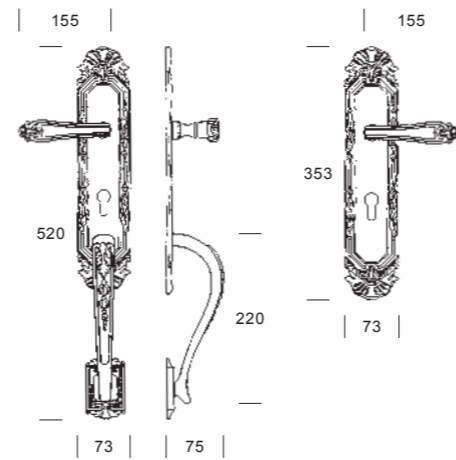


# MIAMI Y

Luigi Filippo - fine 1700  
Louis Philippe - late 1700s



3230Y

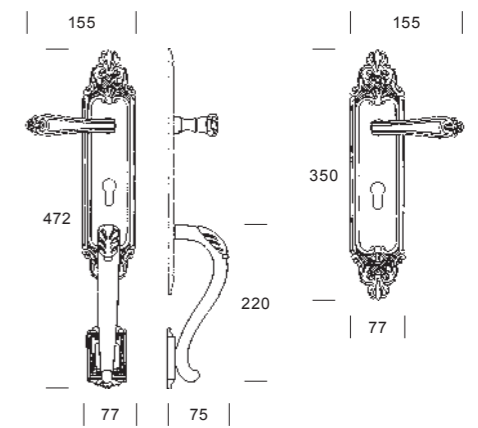


Chippendale  
Chippendale

# NEW YORK Y



3235Y



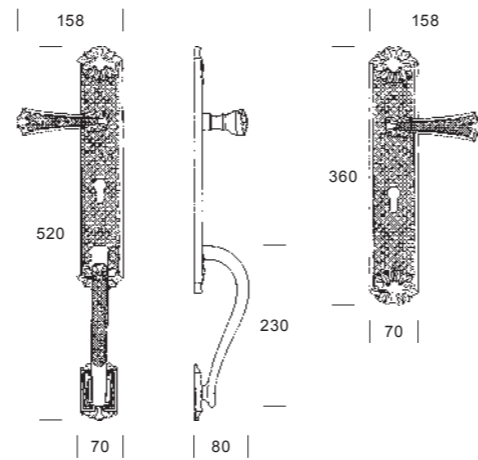


# SEATTLE Y

Louis XV  
Louis XV



3240Y



ACCESSORI  
*ACCESSORIES*





# NORCIA



Tardo '700  
Late 1700s



Louis XVI  
Louis XVI

# BRISTOL



Inglese  
English

# LEEDS



3104



3105



# QUEEN

Contaminazioni di stili  
Varied influences



# LONDRA



Bocchetta  
Escutcheon

9001



95  
| 65 |

Bocchetta  
Escutcheon

4329



73  
| 73 |

Bocchetta  
Escutcheon

4329DM



73  
| 73 |

Nottolino con borchia  
Toilet garniture

3104



34  
| | 21

Nottolino con borchia  
Toilet garniture

3105



34  
| | 21

4409



Nottolino  
Turnpiece

4409



40  
| | 24



# QUEEN

Contaminazioni di stili  
*Varied influences*



'700 Spagnolo  
*18th century Spanish*

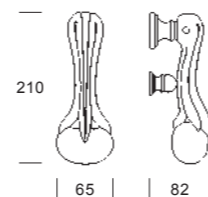


# STALINGRADO



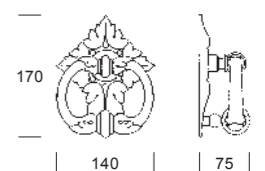
Battente  
*knocker*

**9008**



Battente  
*knocker*

**3120**





# CARACAS

Inglese  
English



Tardo '700  
Late 1700s

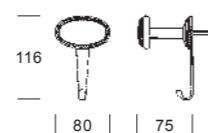


# BRASILIA



Appendiabiti  
Coat hook

**500P**



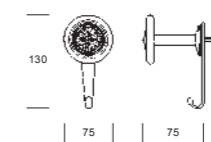
Fermatende  
Knob for curtains

**500FT**



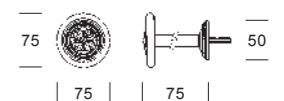
Appendiabiti  
Coat hook

**503P**



Fermatende  
Knob for curtains

**503FT**





# SANTIAGO

Louis XV  
Louis XV



Secolo XIV  
14th Century

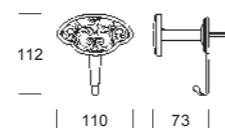


# QUITO



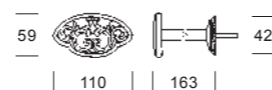
Appendiabiti  
Coat hook

**502P**



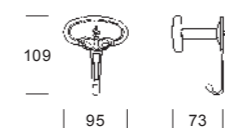
Fermatende  
Knob for curtains

**502FT**



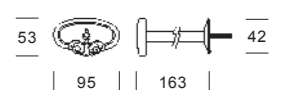
Appendiabiti  
Coat hook

**501P**



Fermatende  
Knob for curtains

**501FT**





# LA PAZ

Louis XVI  
*Louis XVI*



Inglese  
*English*



# STRESA



Neoclassico  
*Neoclassical*

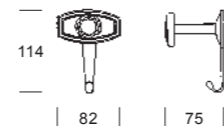


# CAPRI



Appendiabiti  
*Coat hook*

**504P**



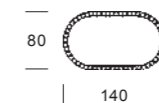
Fermatende  
*Knob for curtains*

**504FT**



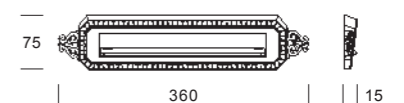
Placca con numero  
*Plate with number*

**3007**



Placca per lettere  
*Plate for letter*

**4800**





# ARONA

Louis XVI  
Louis XVI



Impero  
Empire



# TAORMINA

Forature speciali su richiesta  
Custom cut on demand




4510



4511

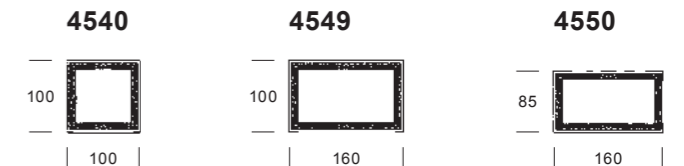
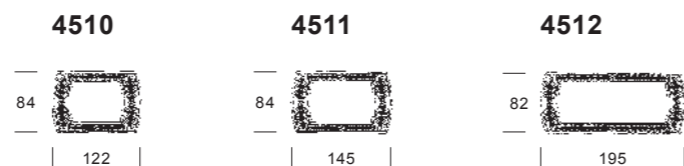


4512



Coprinterruttore "BTicino Living International"  
Switch cover plate "BTicino Living International"

Coprinterruttore  
Switch cover plate





# BELLAGIO

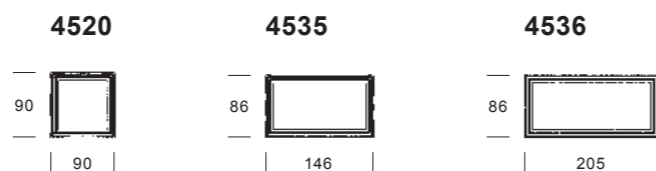
Inglese  
English



Forature speciali su richiesta  
Custom cut on demand



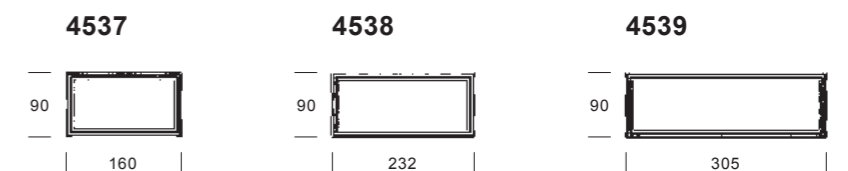
Coprinterruttore  
Switch cover plate



# BELLAGIO



Coprinterruttore  
Switch cover plate



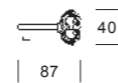


# NIZZA



Chiave  
Key

**1100**



# SIENA

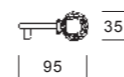


# CANNES



Chiave  
Key

**1101**



# PISA



Fermaporte  
Door stopper

**300**




Fermaporte  
Door stopper

**301**





# SOFIA

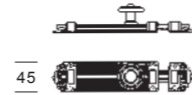


# PRAGA



Catenaccio  
Sliding bolt

**4101**



45 | 195

Catenaccio  
Sliding bolt

**4102**



120 | 70




# AOSTA



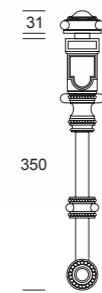
Catenaccio  
Sliding bolt

**4100A**



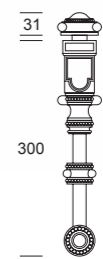
31 | 400 | 49

**4100B**



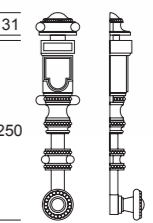
31 | 350 | 49

**4100C**



31 | 300 | 49

**4100D**



31 | 250 | 49



## DK PER CREMONESE DK FOR MOVING WINDOW KNOBS



Gli speciali meccanismi ribassati, permettono di avere movimenti dreykipp a 8 o 4 scatti su alcune cremonesi segnalate all'interno del catalogo dall'apposita icona, come nell'esempio in basso:

*Specially lowered mechanisms allow 8 or 4 click dreykipp movements on the catalogue's moving window knobs, see example below:*



Disponibili per / Available for

### Codice / Code

DAKAR	3262
DAMASCO	4287
HANNOVER	4352
JAKARTA	4338
LISBONA	4252
ORLEANS	4297
POMPEI	4317
REIMS	3047
SAMARRA	4273
URBINO	4342
VARSAVIA	4347



137

136

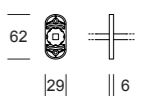
**136**

Movimento Dreykipp h 6 mm a 4 scatti  
Mechanism for window, Dreykipp h 6 mm with 4 releases



**137**

Movimento Dreykipp h 6 mm a 8 scatti  
Mechanism for window, Dreykipp h 6 mm with 8 releases





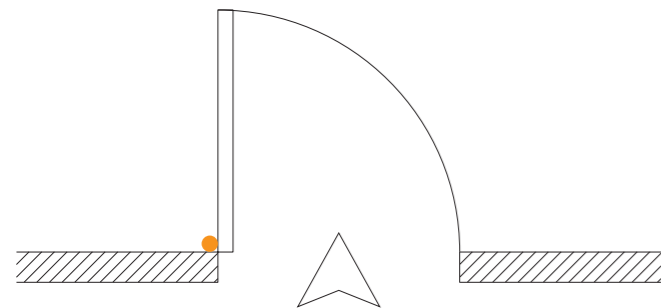
# CERNIERE / HINGES



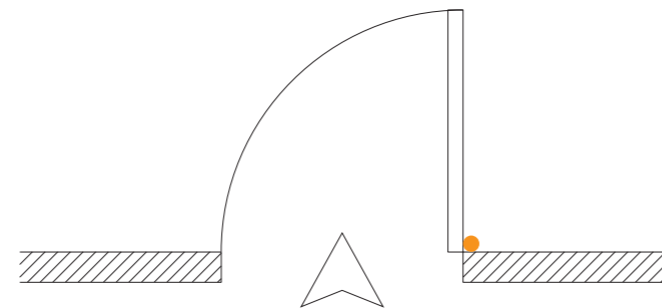
Tutte le cerniere Salice Paolo sono realizzate in ottone e sono disponibili in versione destra e sinistra (a spingere). Contattateci per misure più dettagliate, anche in pollici.

*All Salice Paolo hinges are made of brass and they are available in right and left (push) version. Contact us for more detailed measure, even in inches.*

SX  
Sinistra/left



DX  
Destra/right



Louis XVI  
Louis XVI




# GALATEA



311A DX



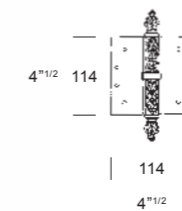
311B DX



311C DX

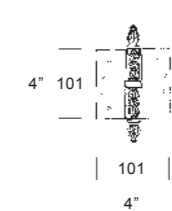
Cerniera  
Hinge

311A



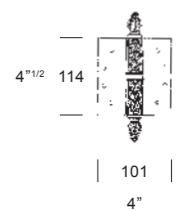
Cerniera  
Hinge

311B



Cerniera  
Hinge

311C






# GALATEA



311D DX



311E DX



312 DX



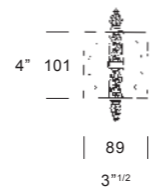
313 DX



311F DX


Cerniera  
Hinge

**311E**



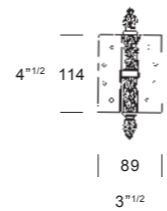
Cerniera  
Hinge

**311F**



Cerniera  
Hinge

**311D**



# DIONISO

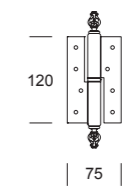


Louis XVI  
Louis XVI



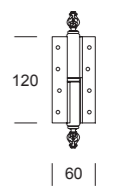
Cerniera  
Hinge

**312**



Cerniera  
Hinge

**313**

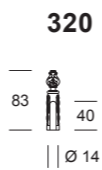




# NESEA



Utilizzabile con cerniere regolabili Ø 14 OTLAV e AGB  
Usable with adjustable hinges Ø 14 OTLAV and AGB




Louis XVI  
Louis XVI



Louis XVI  
Louis XVI



Cappucci cerniera  
Hinge caps



Cappucci cerniera  
Hinge caps

Utilizzabile con cerniere regolabili:  
Usable with adjustable hinges:



# MAIA

MANIGLIE E DECORAZIONI PER MOBILI  
*HANDLES AND DECORATIONS FOR FURNITURE*





Luigi Filippo - fine 1700  
Louis Philippe - late 1700s

# GINEVRA



Pomolini  
Knobs



Maniglietta  
Handle

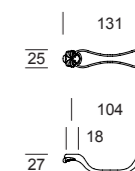
446A



446B



1936





# URBINO

Impero  
Empire



Pomolini  
Knobs



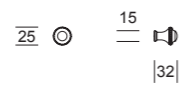
Manigliette  
Handles



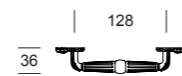
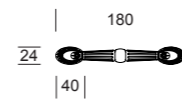
**447A**



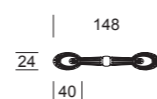
**447B**



**1934A**



**1934B**



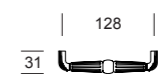
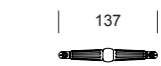
# URBINO



Manigliette  
Handles



**1935A**



**1935B**





# VERSAILLES

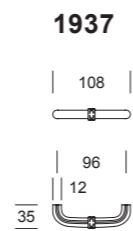
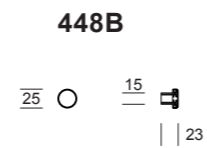
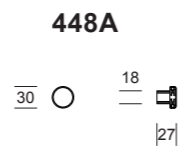
Louis XVI  
Louis XVI



Pomolini  
Knobs





Manigietta  
Handle



# TIZIANO



Pomolini  
Knobs



## MASACCIO



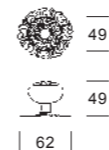
Pomolini  
Knobs



## GIOTTO

Pomolini  
Knobs

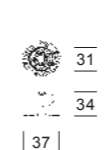
429A



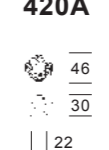
429B



429C




420A



420B



420C





# LEONARDO



Pomolini  
Knobs









# BOTTICELLI



Pomolini  
Knobs



<b>430A</b>	<b>430B</b>	<b>430C</b>
 $\frac{47}{34}$	 $\frac{37}{30}$	 $\frac{30}{27}$
$\frac{22}{19}$	$\frac{19}{16}$	$\frac{16}{14}$

<b>434A</b>	<b>434B</b>	<b>434C</b>
 $\frac{42}{32}$	 $\frac{35}{30}$	 $\frac{28}{24}$
$\frac{20}{19}$	$\frac{19}{16}$	$\frac{16}{14}$



# MICHELANGELO



Pomolini  
Knobs

# CARAVAGGIO



Pomolini  
Knobs

<b>0105A</b>	<b>0105B</b>	<b>0105C</b>	<b>435A</b>	<b>435B</b>	<b>435C</b>	<b>435D</b>	<b>435E</b>
 $\frac{42}{29}$	 $\frac{30}{25}$	 $\frac{25}{21}$	 $\frac{40}{29}$	 $\frac{35}{28}$	 $\frac{30}{24}$	 $\frac{25}{21}$	 $\frac{20}{19}$
$\frac{20,5}{18}$	$\frac{18}{15}$	$\frac{15}{14,5}$	$\frac{21}{20}$	$\frac{20}{17,5}$	$\frac{17,5}{14,5}$	$\frac{14,5}{11,5}$	$\frac{11,5}{10}$

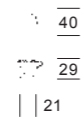


# RAFFAELLO

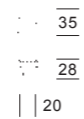


Pomolini  
Knobs


**436A**




**436B**




**436C**



**436D**



**436E**



**6**



**36**

**40 SX**



**17**



**5**



**20A**

**20B**

**41**



**34**



**45**



**32**



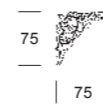
**52**

**35**

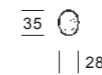
**40 DX**



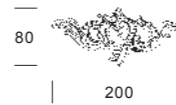
**6**




**20A**



**17**



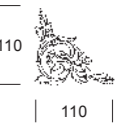
**35**



**45**




**40**



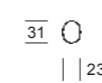
**36**



**5**




**20B**



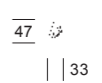
**41**



**34**

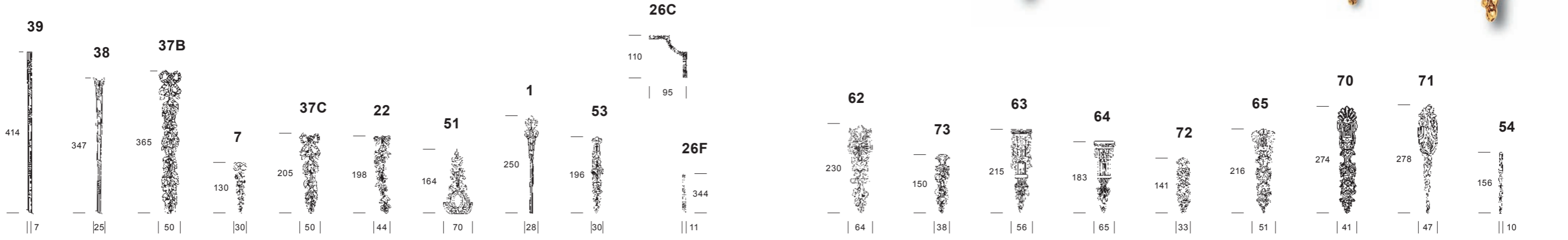



**32**










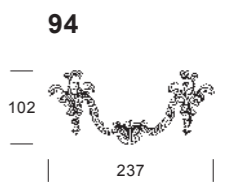
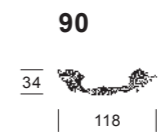

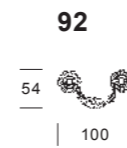

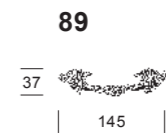
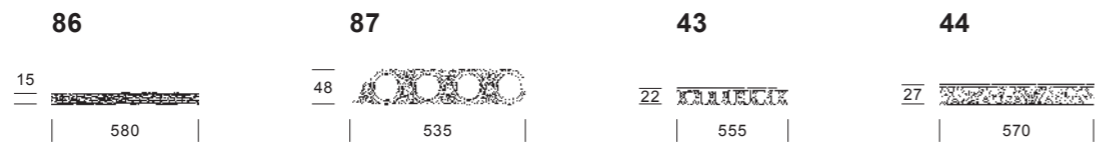
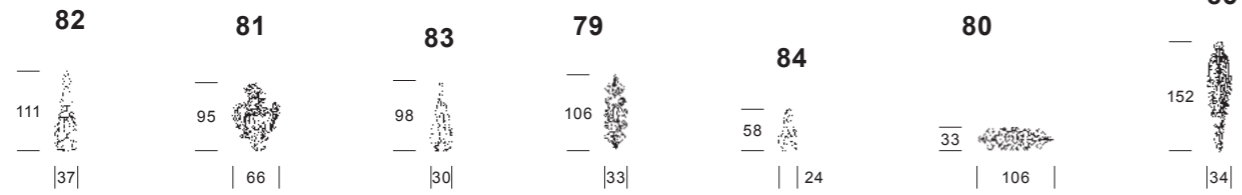
**52**







<p><b>55</b></p>  <p>277</p> <p>  105  </p>	<p><b>60A</b></p>  <p>  42  </p>	<p><b>61A</b></p>  <p>  40  </p>	<p><b>58</b></p>  <p>106</p> <p>  275  </p>	<p><b>59</b></p>  <p>74</p> <p>  190  </p>	<p><b>56</b></p>  <p>72</p> <p>  107  </p>	<p><b>57</b></p>  <p>48</p> <p>  60  </p>
----------------------------------------------------------------------------------------------------------------------------------	-----------------------------------------------------------------------------------------------------------------------	-----------------------------------------------------------------------------------------------------------------------	----------------------------------------------------------------------------------------------------------------------------------	---------------------------------------------------------------------------------------------------------------------------------	---------------------------------------------------------------------------------------------------------------------------------	--------------------------------------------------------------------------------------------------------------------------------





092A



092B



0152A



0152B



0150A



0150B



0150C



416B



416A



024A



024B



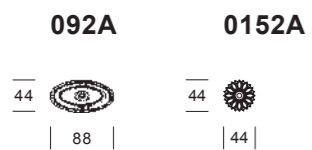
024C



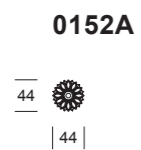
1032



0109




092A



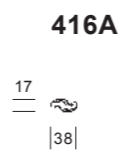
0152A




0109



0150A

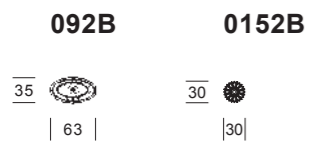


416A

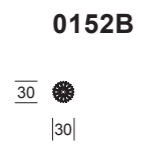


024A

1032



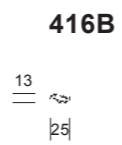
092B



0152B



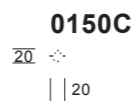
0150B



416B



024B



0150C



024C



442A

442B



443A

443B



440A



440B



440C



438A



438B



439A



439B




432A



1933B SX



1933B DX



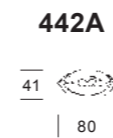
432B



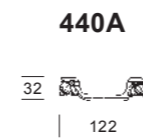
1933A SX




1933A DX



442A



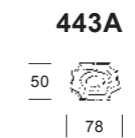
440A



432A



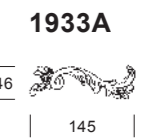
438A



443A



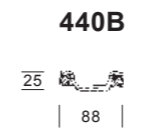
439A



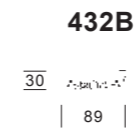
1933A



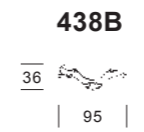
442B



440B



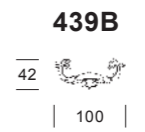
432B



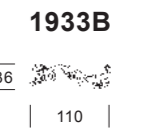
438B



443B



439B



1933B



440C

ACCESSORI BAGNO  
*BATHROOM ACCESSORIES*



# CALLIOPE

Studio Salice Paolo

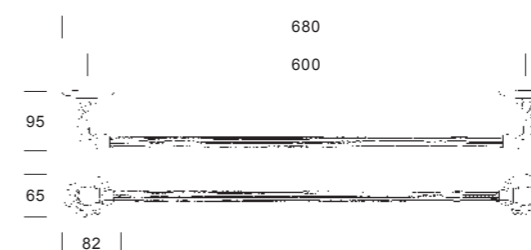


# CALLIOPE



Portasalvietta singolo  
*Towel bar*

**7201A**



Finiture disponibili  
*Available finishes*

BAS

CR

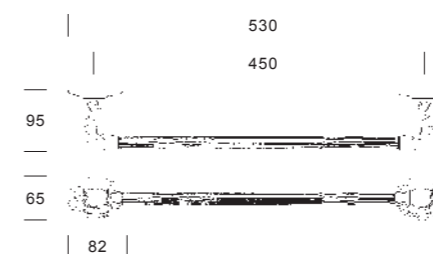
DOR

OL

POV

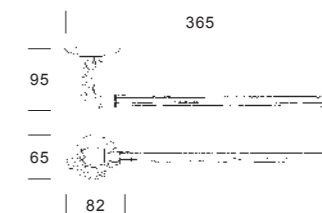
Portasalvietta singolo  
*Towel bar*

**7201B**



Portasalvietta per ospite  
*Towel bar*

**7203**



## CALLIOPE



Portasalvietta ad anello  
*Towel bar*

**7210**

| 82 |



160

| 205 |

Appendiabiti  
*Coat hook*

**7208**



65

40

| 82 |

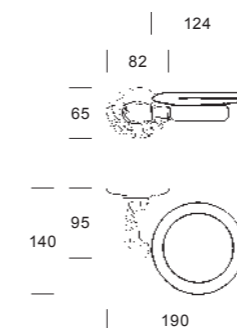
| 50 |

## CALLIOPE



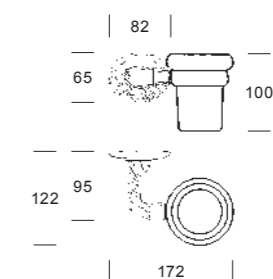
Portasapone  
Soap dish holder

**7205**



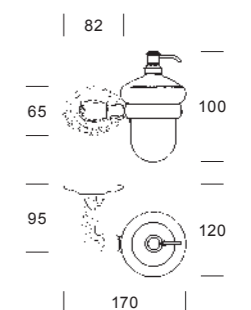
Portabicchiere  
Glass holder

**7206**



Portasapone  
Soap dish holder

**7204**





# CALLIOPE

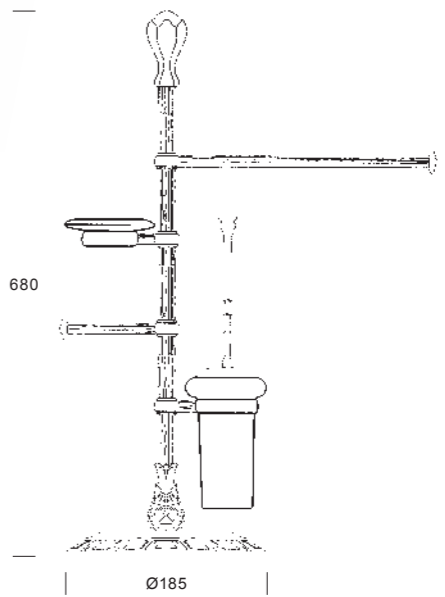


# CALLIOPE



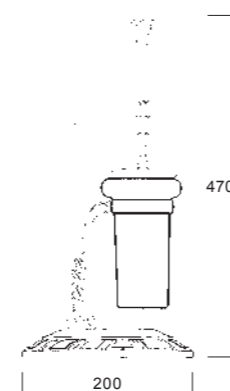
Piantana attrezzata  
Equipped column

**7215**



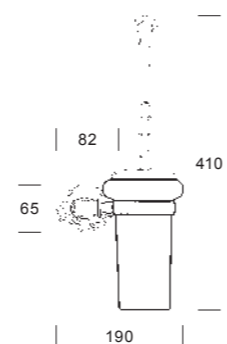
Portascopino da terra  
Toilet brush holder

**7209**




Portascopino  
Toilet brush holder

**7211**



Portarotolo  
Paper roll holder

**7207**



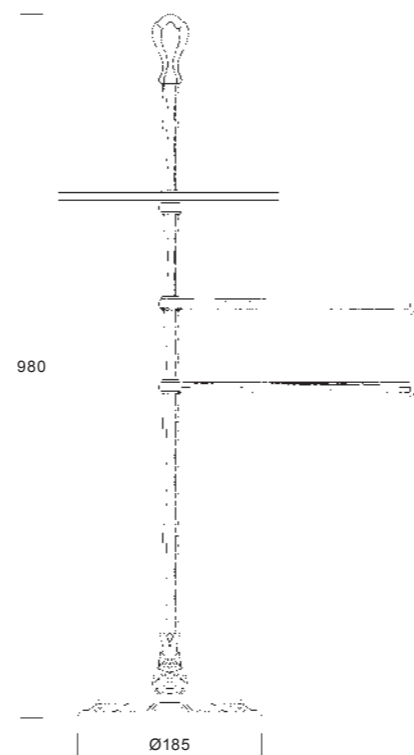


## CALLIOPE



Piantana attrezzata  
Equipped column

7216

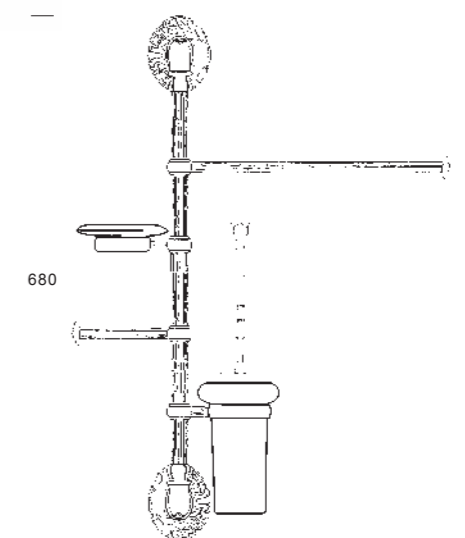


## CALLIOPE



Colonna a muro attrezzata  
Equipped wall bar

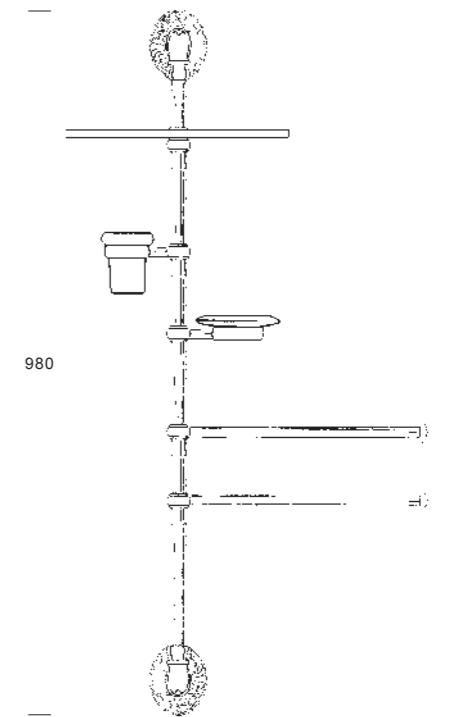
7217



# CALLIOPE

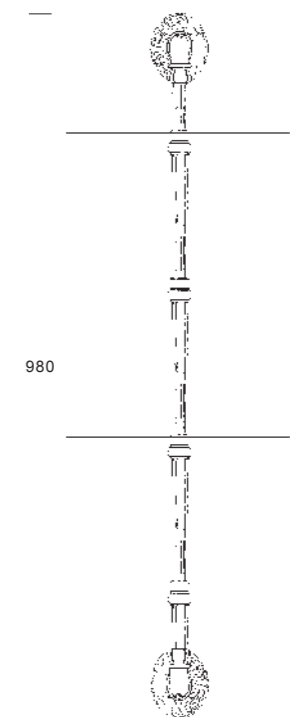
Colonna a muro attrezzata  
*Equipped wall bar*

**7219**



Colonna a muro attrezzata  
*Equipped wall bar*

**7218**



# ZEUS

Studio Salice Paolo



329

# ZEUS



Finiture disponibili  
Available finishes

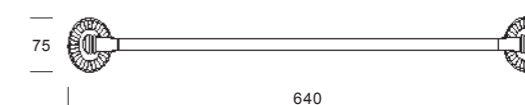
BAS

CR

OL

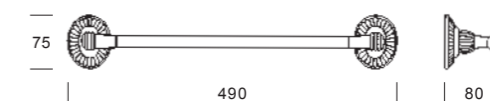
Portasalvietta singolo  
Towel bar

**7001A**



Portasalvietta singolo  
Towel bar

**7001B**

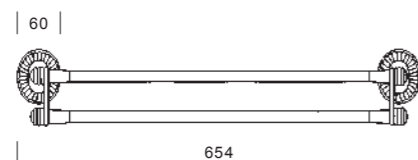




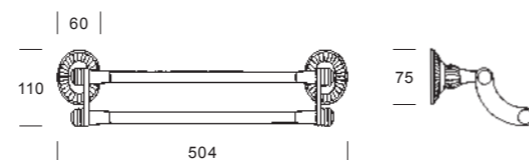
ZEUS



Portasalvietta doppio  
Double towel bar

**7000A**

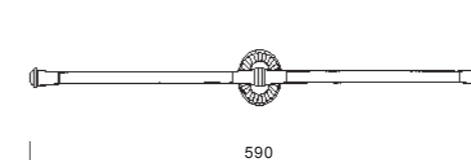
Portasalvietta doppio  
Double towel bar

**7000B**

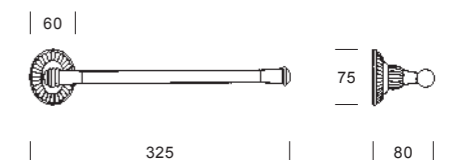
ZEUS



Portasalvietta doppio  
Double towel bar

**7003**

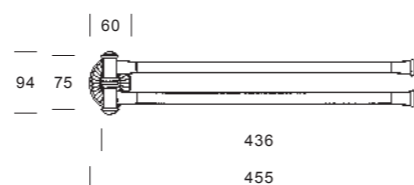
Portasalvietta per ospite  
Double towel bar

**7004**



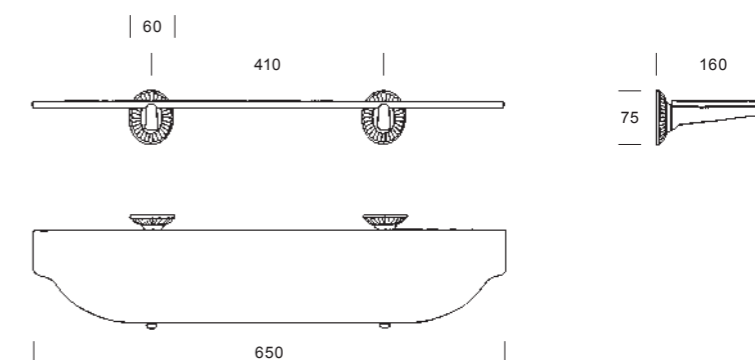
Portasalvietta snodato  
Towel bar-movable

**7002**



Mensola  
Shelf

**7011**



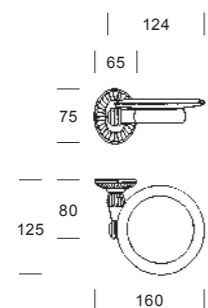


ZEUS



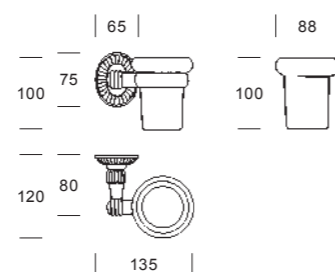
Portasapone  
Soap dish holder

**7005**



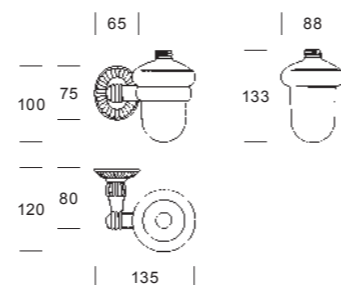
Portabicchiere  
Glass holder

**7006**



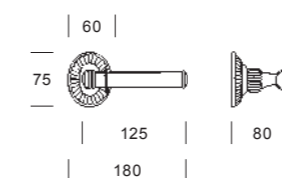
Portasapone  
Soap dish holder

**7013**



Portarotolo  
Paper roll holder

**7012**



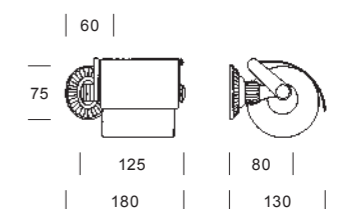
Appendiabiti  
Coat hook

**7008**



Portarotolo  
Paper roll holder

**7007**



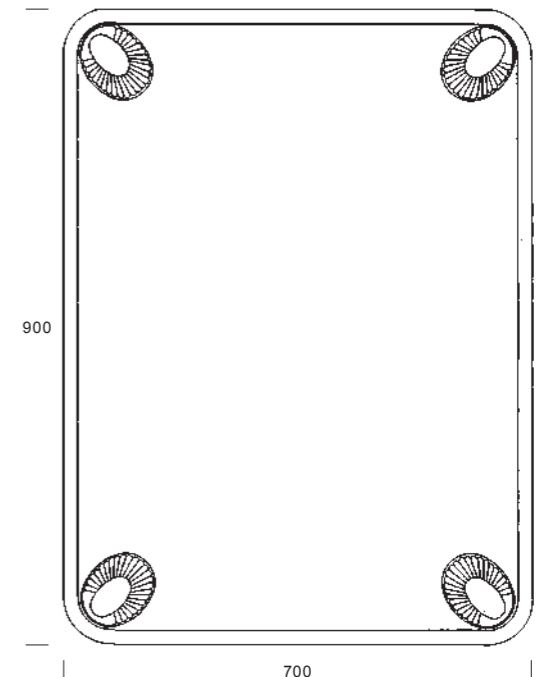
ZEUS

## ZEUS



Specchio  
Mirror

**7010**



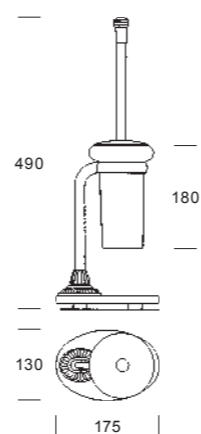


ZEUS



Portascopino  
Toilet brush holder

7009

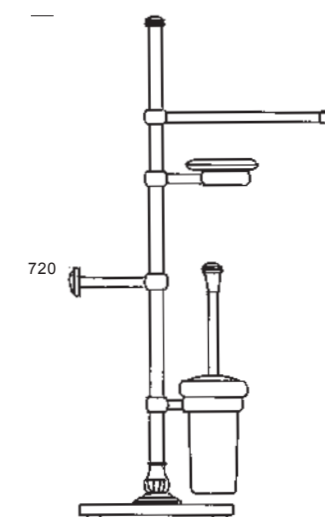


ZEUS



Piantana attrezzata  
Equipped column

7015



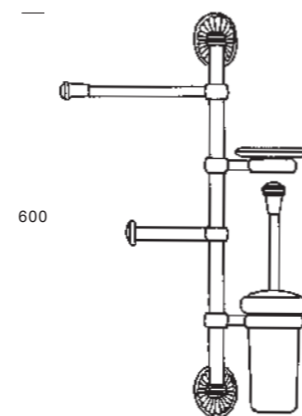


ZEUS



Colonna a muro attrezzata  
Equipped wall bar

7017

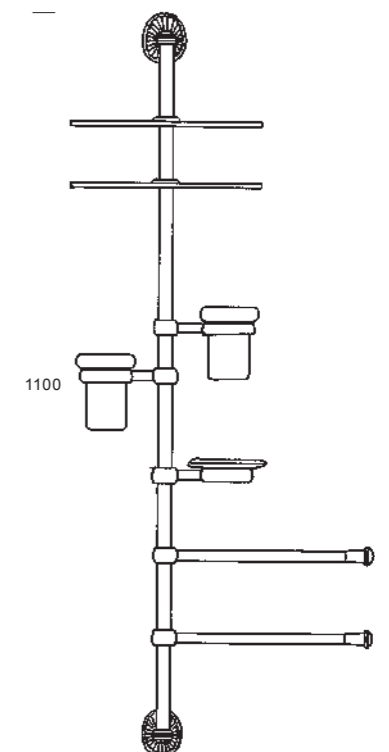


ZEUS



Colonna a muro attrezzata  
Equipped wall bar

7019



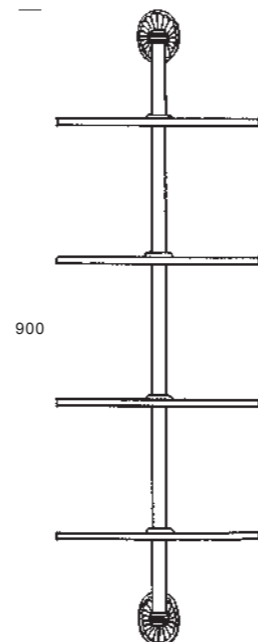


ZEUS



Colonna a muro attrezzata  
Equipped wall bar

7018



900

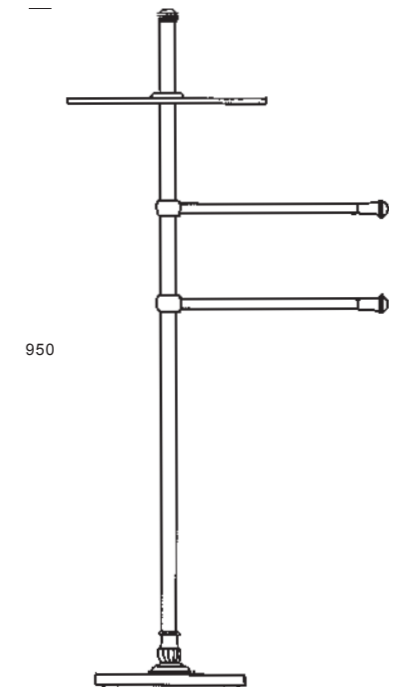


ZEUS



Piantana attrezzata  
Equipped column

7016



950



## FINITURE / FINISHES


**AV**

argento vecchio  
old silver plated  
argent vieux  
plata vieja  
Старинное серебро


**D**

dorato  
gold  
doré  
dorato  
Позолота


**OL**

ottone lucido  
polished brass  
laiton poli  
laton brillo  
Блестящая латунь


**POV**

patinato oro vecchio  
old gold  
patiné or vieux  
patinado oro vejo  
Старинное золото и патина


**BAS**

brunito satinato  
satin bronze  
bruni satin  
brunito satinado  
Сатинированная полировка


**DOR**

bagno oro 24K  
gold plated 24K  
doré à bain 24K  
baño oro 24K  
Окунание в Золото 24K


**B**

brunito  
bronze  
bruni  
brunito  
Полировка


**OA**

oro antico 24K  
old gold 24K  
doré vieux 24K  
Alt Gold 24K  
dorato viejo 24K  
Античное золото 24K


**PVD**

rivestimento in zirconio  
finish in zirconium  
revêtement en zirconio  
acabado en zirconio  
Циркониевое покрытие

**PVD**

GARANZIA  
30 ANNI  
GUARANTEE  
30 YEARS


**DOR/POV**

bagno oro 24K/patinato oro vecchio  
gold plated 24K/old gold  
doré à bain 24K/patiné or vieux  
baño oro 24K/patinado oro vejo  
Окунание в Золото 24K/  
Старинное золото и патина


**AO/POV**

argento opaco/patinato oro vecchio  
satin silver/old gold  
argent satiné/patiné or vieux  
plata satinada/patinado oro viejo  
Матовое серебро/  
Старинное золото и патина


**AL/POV**

argento lucido/patinato oro vecchio  
polished silver/old gold  
argent poli/patiné or vieux  
plata brilla/patinado oro viejo  
Блестящее серебро/  
Старинное золото и патина

### CONDIZIONI DI GARANZIA

Le garanzie si applicano rispettando le istruzioni di montaggio, evitando un uso improprio del prodotto e il contatto con oggetti contundenti.

Per la pulizia Salice Paolo raccomanda di:

- evitare l'impiego di prodotti abrasivi, solventi, alcol;
- utilizzare un panno morbido umido per rimuovere lo sporco e la polvere.

### GUARANTEE CONDITIONS

All the warranties are valid following assembling instructions, avoiding improper use of the product and contact with blunt objects.

For the cleaning Salice Paolo recommends:

- avoid using abrasive, solvents, alcohol;
- remove dirt and dust only by using a cloth soaked with lukewarm water.





# INFORMAZIONI TECNICHE TECHNICAL INFORMATION



Molla di ritorno  
Return spring



Prodotto correlato di grandi dimensioni  
Oversize related model



Prodotto correlato compatto  
Compact related model



Lunghezza su richiesta  
Custom measure on request



Movimento Dreykipp disponibile\*  
Dreykipp mechanism for window available\*

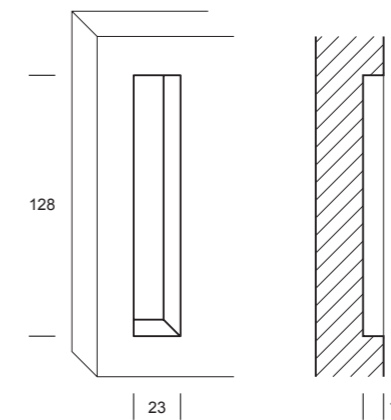


Cristallo  
Crystal

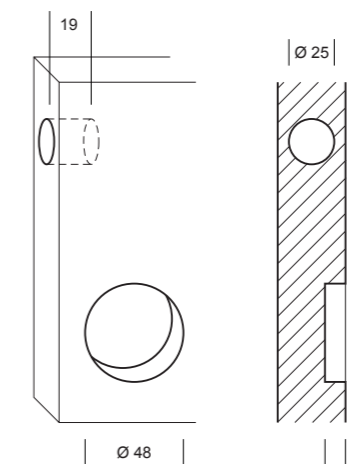


Vetro  
Glass

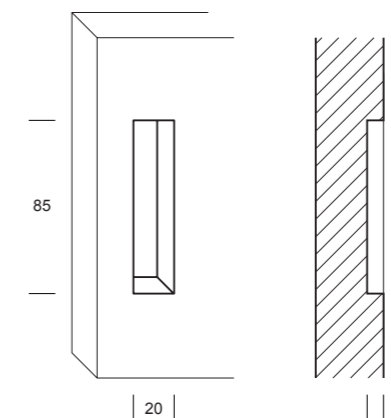
\* Elenco completo a pagina 285  
\* Full list on page 285



Fresatura maniglia incasso  
Milling of fitted handle  
Fraisage poignée encastrée  
Fraesen Griff Einnahme  
Fresado del tirador empotrado  
Врезка ручек



Fresatura maniglia incasso  
Milling of fitted handle  
Fraisage poignée encastrée  
Fraesen Griff Einnahme  
Fresado del tirador empotrado  
Врезка ручек




Fresatura maniglia incasso  
Milling of fitted handle  
Fraisage poignée encastrée  
Fraesen Griff Einnahme  
Fresado del tirador empotrado  
Врезка ручек

Il presente catalogo rappresenta i prodotti Salice Paolo nel modo più fedele possibile, eventuali differenze di dettaglio e nelle finiture sono da considerarsi peculiari della lavorazione semiartigianale, o risultato di un costante miglioramento.

*This catalogue represents the Salice Paolo products as faithfully as possible, any differences in detail are to be considered peculiar to semi-artisan process, or result of constant improvement.*

**BENZOVILLE**  
HARDWARE

**59-B Main Kotla Road  
Near Jawala Prasad & Co.  
Opp. Defence Colony  
New Delhi 110 003, India  
+91 11 41554595  
+91 9310106140  
uniqueinnovations@gmail.com  
www.benzoville.com**



Salice Paolo



**BENZOVILLE**

BY UNIQUE INNOVATIONS